




POWER-LITE®

Certainty at The Speed of Light



LED EMERGENCY

LIGHT

LED4W-ENM

The POWER-LITE® Emergency light has a recessed, compact design which makes installation easy and comes with a retrofit ring.



E2362



APPLICATIONS

Office | Retail
Healthcare
Domestic
Commercial



☎ 1800 909 306
🌐 nedlandsgroup.com.au
✉ sales@nedlandsgroup.com.au

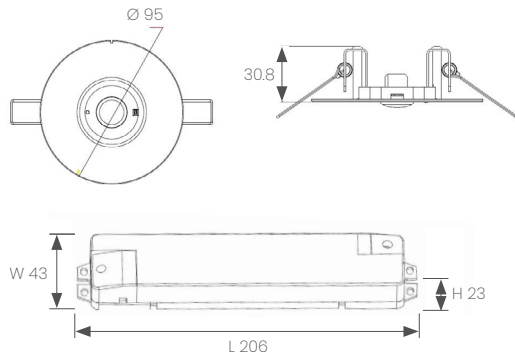


POWER-LITE®

Certainty at The Speed of Light

DIMENSIONS (mm)

Cut-out: 70mm
140mm ring cut-out: 91mm

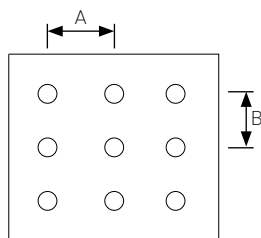


Notes:

- Includes 140mm retrofit ring

SPACING TABLE

Maximum spacings between luminaires for 0.2 lux (Australia)



MOUNTING HEIGHT (m)	2.4	2.7	3.0	3.3	3.6	4.0
A	13.2	14.8	16.5	18.1	19.8	22.0
B	13.2	14.8	16.5	18.1	19.8	22.0

As per AS/NZS 2293:2018

Classification
AS2293: D63

Mode
Non-maintained

Backup Duration
2 hrs

Battery Type
6.4V 1500mAh
LiFePO4

Pilot Light
Green

Test Switch Location
On front of light

Connection
1.2m power cable
with SAA plug

Emergency Watt Output
4W Max

Emergency LM Output
390lm

Emergency Mode
Non-Maintained

Emergency Classification
C0:D63, C90:D63

Carton Qty
20



PRODUCT

LED EMERGENCY LIGHT

LED4W-ENM

ACCESSORIES

SURFACE MOUNT BOX



CODE

ENM-SMB



1800 909 306

nedlandsgroup.com.au

sales@nedlandsgroup.com.au