



POWER-LITE®

Certainty at The Speed of Light



36W LED

PANEL

LED-LPE36W-60SQ

The POWER-LITE® LED Panel is produced using state of the art automated production lines, to provide a cost effective LED panel for all applications.



APPLICATIONS

Office

Healthcare

Retail

Domestic

Commercial



☎ 1800 909 306

🌐 nedlandsgroup.com.au

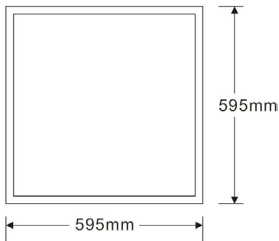
✉ sales@nedlandsgroup.com.au



POWER-LITE®

Certainty at The Speed of Light

DIMENSIONS	(mm)
Length	595
Width	595
Height	9



LED Chip
Epistar

LED Driver
Lifud SAA approved

Life Expectancy
50,000 hrs TM-21

Connection
1.2m cable with SAA plug

Working Temp
-20°C to +40°C

Heat Sink
Aluminium

Power Factor
>0.95

Light Guard Protector
3mm

CRI
>80

Net Weight
3.2kg

UGR
<22

Replaces
72W fluorescent

Carton Qty
5




PRODUCT


OPTIONS

CODE

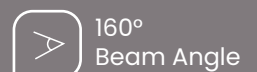
36W LED PANEL



LED-LPE36W-60SQ



LED-LPE36W-60SQ-5K





POWER-LITE®

Certainty at The Speed of Light

ACCESSORIES

CODE

FLUSH MOUNT PANEL KIT



To fit Panel Size

595mm x 595mm

Overall Frame Coverage

626mm x 626mm

602mm x 602mm

LED-LPFM-60SQ

CABLE SUSPENSION KIT



Length 1m

Carton Qty 1

LED-LPCSK

LED DRIVERS

Options



DIMMABLE

LP36W-D-DIM



DALI DIMMABLE

LED-LPE-DALI



EMERGENCY KIT

LPE-EP

SENSORS

Mount Type

Detection Range

Detection Distance



Recessed

360°

12m

MS-12M-360



360°

16m

MS-8M-360-MW



Surface Mount

360°

6m

MS-6M-360



360°

12m

MS-12M-360-SM



180°

12m

MS-12M-180



360°

16m

MS-8M-360-SM-MW