



POWER-LITE®

Certainty at The Speed of Light



36W LED BACKLIT

PANEL

BLP36W

The POWER-LITE® LED 36W Backlit Panel is produced using state of the art automated production lines, to provide a cost effective LED panel for all applications.



APPLICATIONS

Office | Retail
Commercial
Healthcare
Domestic



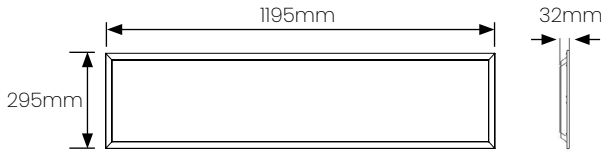
☎ 1800 909 306
🌐 nedlandsgroup.com.au
✉ sales@nedlandsgroup.com.au



POWER-LITE®

Certainty at The Speed of Light

DIMENSIONS



Notes:

- IC Rating for panel only (driver is NOT IC-4 rated)

LED Chip
CRI80 SMD

Life Expectancy
50,000 hrs TM-21

SCDM
<6 Macadam steps

Working Temp
-20°C to +45°C

Power Factor
>0.9

UGR
<22

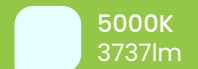
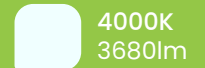
Efficacy
Up to 104lm/W

LED Driver
Non-Dimmable
Flicker Free

Connection
1.5m power cable with
SAA plug

Replaces
36W replaces 72W

Net Weight
2.5kg



PRODUCT

OPTIONS

CODE

36W LED BACKLIT PANEL



BLP36W-120/30
BLP36W-120/30-5K
BLP36W-120/30-CW





POWER-LITE®

Certainty at The Speed of Light

ACCESSORIES

CODE

FLUSH MOUNT PANEL KIT



To fit Panel Size

1195mm x 295mm

Overall Frame Coverage

1226mm x 326mm

1202mm x 302mm

LED-LPFM-120/30

CABLE SUSPENSION KIT



Length 1m

Carton Qty 1

LED-LPCSK

LED DRIVERS

Options



STANDARD

BLP36W-D



DIMMABLE

BLP36W-D-DIM



DALI DIMMABLE

BLP36W-DALI



EMERGENCY KIT

LPE-EP

SINGLE PLUG BASE



250V

10A Amp

4 terminals for 2.5mm cable maximum

PBS-413-E

SENSORS

Mount Type

Detection Range

Detection Distance



Recessed

360°

12m

MS-12M-360



360°

16m

MS-8M-360-MW



Surface Mount

360°

6m

MS-6M-360



360°

12m

MS-12M-360-SM



180°

12m

MS-12M-180



360°

16m

MS-8M-360-SM-MW

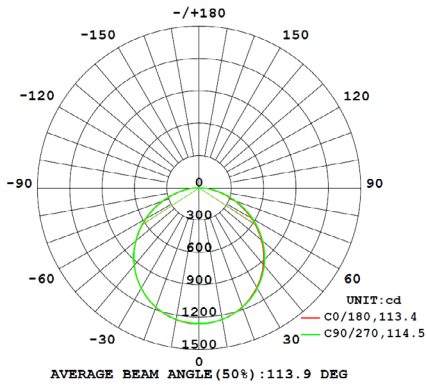


POWER-LITE®

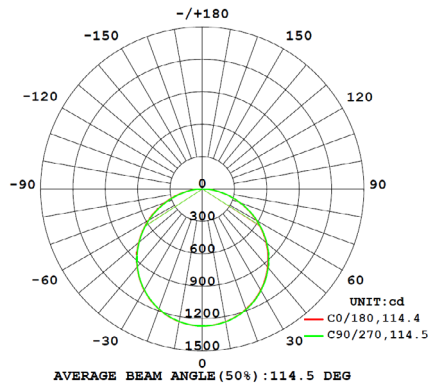
Certainty at The Speed of Light

PHOTOMETRICS

BLP36W-120/30 | 4000K



BLP36W-120/30 | 5000K



BLP36W-120/30 | 6000K

