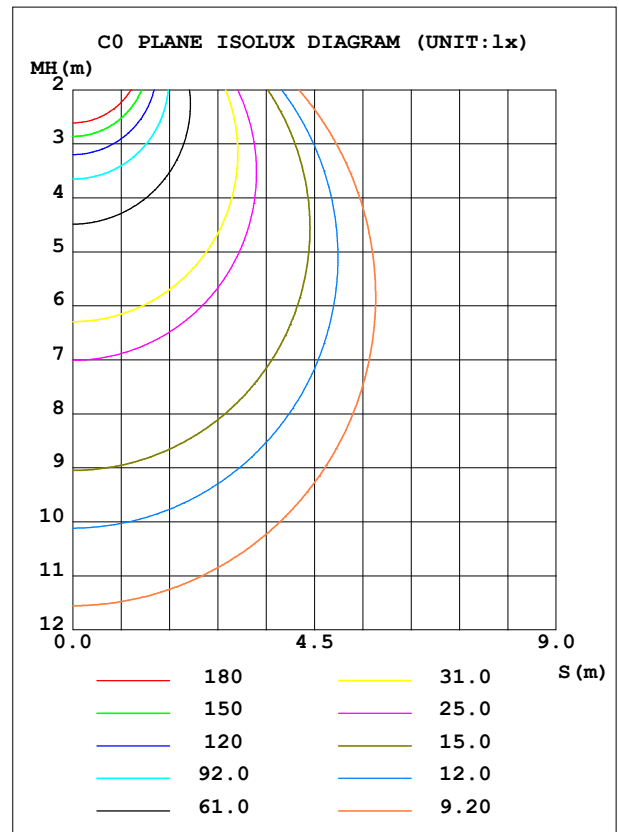
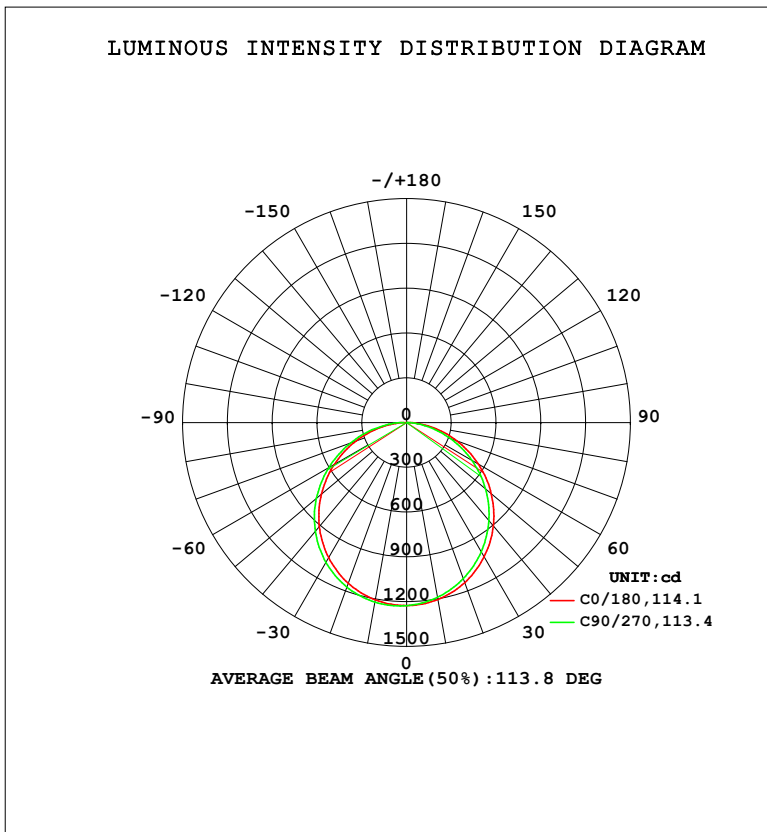


EVERFINE GONIOPHOTOMETERS SYSTEM TEST REPORT

LUMINAIRE PHOTOMETRIC TEST REPORT

NAME :	TYPE :	WEIGHT :
SPEC. :	DIM. :	SERIAL No. :
MFR. :	SUR. :	Shielding Angle :

DATA OF LAMP		PHOTOMETRIC DATA			
MODEL		Imax (cd)	1230	S/MH (C0/180)	1.27
NOMINAL POWER (W)	40.4W	LOR (%)	100.0	S/MH (C90/270)	1.31
RATED VOLTAGE (V)	40.4W	TOTAL FLUX (lm)	3592.6	η UP, DN (C0-180)	0.0,48.2
NOMINAL FLUX (lm)	3592.59	CIE CLASS	DIRECT	η UP, DN (C180-360)	0.0,51.8
LAMPS INSIDE	1	η up (%)	0.0	CIBSE SHR NOM	1.25
TEST VOLTAGE (V)	230	η down (%)	100.0	CIBSE SHR MAX	1.35



C Range: 0 - 360DEG
 C Interval: 90.0DEG
 Test Speed: HIGH
 Temperature: 25.3 °C
 Operators:
 Test Date: 2023-03-09

γ Range: 0 - 90DEG
 γ Interval: 1.0DEG
 Test System: EVERFINE GO-2000B_V1 SYSTEM V2.00.461
 Humidity: 65.0%
 Test Distance: 8.420m [K=1.0000]
 Remarks:

EVERFINE GONIOPHOTOMETERS SYSTEM TEST REPORT

ZONAL FLUX DIAGRAM

ZONAL FLUX DIAGRAM:

γ	C0	C90	C180	C270					γ	Φ zone	Φ total	%lum,lamp
10	1204	1189	1206	1221					0- 10	116.0	116.0	3.23,3.23
20	1141	1112	1145	1173					10- 20	332.7	448.7	12.5,12.5
30	1039	1000	1045	1082					20- 30	505.4	954.1	26.6,26.6
40	903.9	857.8	910.7	952.3					30- 40	611.6	1566	43.6,43.6
50	740.5	690.1	745.9	789.5					40- 50	637.8	2204	61.3,61.3
60	555.5	504.7	558.4	601.1					50- 60	581.0	2785	77.5,77.5
70	358.9	311.5	360.3	398.2					60- 70	451.7	3236	90.1,90.1
80	164.6	125.9	164.8	197.8					70- 80	273.3	3510	97.7,97.7
90	1.015	0.6865	0.8060	19.10					80- 90	83.08	3593	100,100
100									90-100			
110									100-110			
120									110-120			
130									120-130			
140									130-140			
150									140-150			
160									150-160			
170									160-170			
180									170-180			
DEG	LUMINOUS INTENSITY:cd									UNIT:lm		

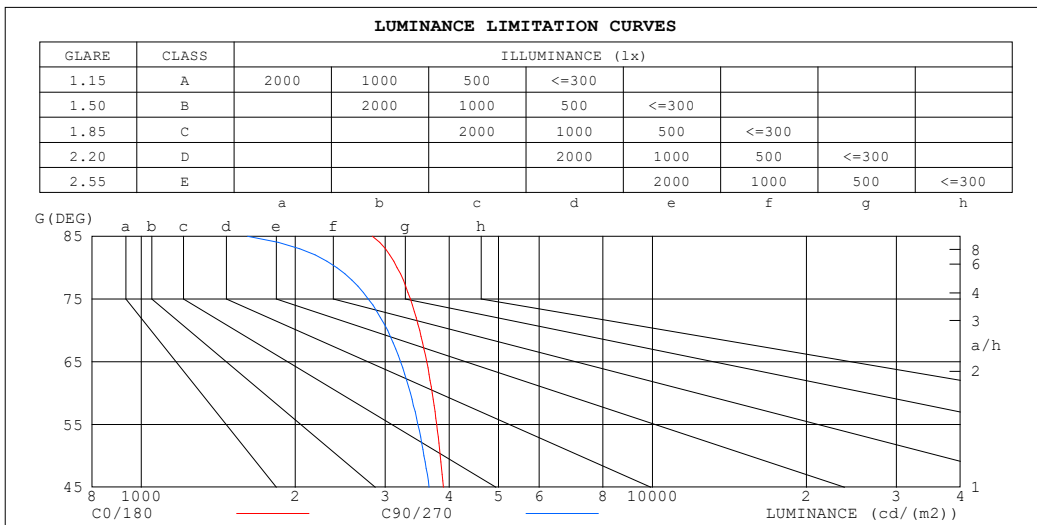
C Range: 0 - 360DEG
 C Interval: 90.0DEG
 Test Speed: HIGH
 Temperature:25.3°C
 Operators:
 Test Date:2023-03-09

γ Range: 0 - 90DEG
 γ Interval: 1.0DEG
 Test System:EVERFINE GO-2000B_V1 SYSTEM V2.00.461
 Humidity:65.0%
 Test Distance:8.420m [K=1.0000]
 Remarks:

EVERFINE GONIOPHOTOMETERS SYSTEM TEST REPORT

LUMINANCE LIMITATION CURVES

NAME :	TYPE :	WEIGHT :
SPEC. :	DIM. :	SERIAL No. :
MFR. :	SUR. :	Shielding Angle :



LUMINANCE cd/(m2)		
G (DEG)	C0/180	C90/270
85	2833	1613
80	3165	2413
75	3359	2778
70	3502	3032
65	3616	3215
60	3709	3360
55	3782	3477
50	3846	3574
45	3897	3656

C Range: 0 - 360DEG
 C Interval: 90.0DEG
 Test Speed: HIGH
 Temperature: 25.3 °C
 Operators:
 Test Date: 2023-03-09

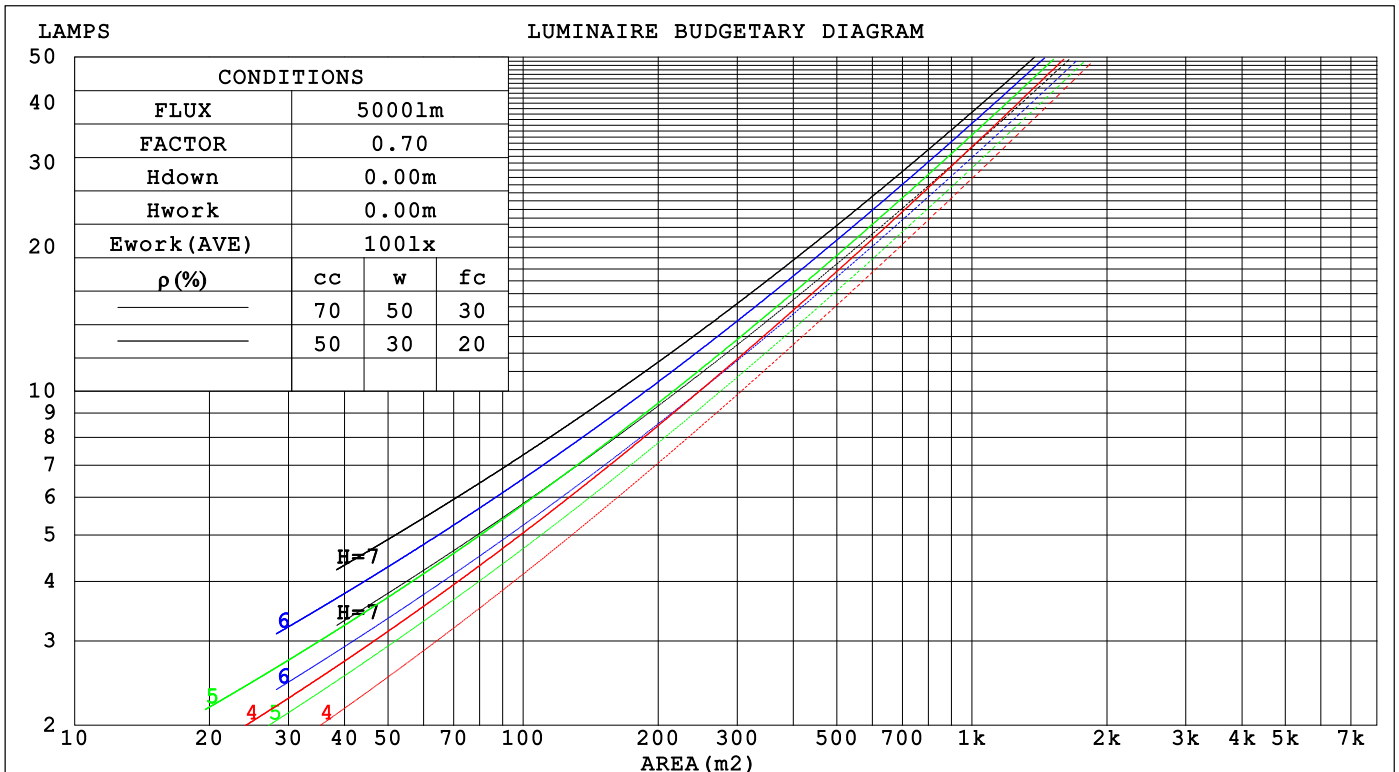
γ Range: 0 - 90DEG
 γ Interval: 1.0DEG
 Test System: EVERFINE GO-2000B_V1 SYSTEM V2.00.461
 Humidity: 65.0%
 Test Distance: 8.420m [K=1.0000]
 Remarks:

EVERFINE GONIOPHOTOMETERS SYSTEM TEST REPORT

CU AND LUMINAIRE BUDGETARY ESTIMATE DIAGRAM

NAME :	TYPE :	WEIGHT :
SPEC. :	DIM. :	SERIAL No. :
MFR. :	SUR. :	Shielding Angle :

ρ_{cc}	80%			70%			50%			30%			10%			0
ρ_w	50%	30%	10%	50%	30%	10%	50%	30%	10%	50%	30%	10%	50%	30%	10%	0
ρ_{fc}	20%			20%			20%			20%			20%			0
RCR	RCR:Room Cavity Ratio						Coefficients of Utilization(CU)									
0.0	1.19	1.19	1.19	1.16	1.16	1.16	1.11	1.11	1.11	1.06	1.06	1.06	1.02	1.02	1.02	1.00
1.0	1.03	.99	.95	1.01	.97	.93	.97	.94	.91	.93	.90	.88	.89	.87	.85	.83
2.0	.90	.83	.77	.88	.82	.76	.84	.79	.74	.81	.77	.73	.78	.74	.71	.69
3.0	.79	.70	.64	.77	.69	.63	.74	.67	.62	.71	.66	.61	.69	.64	.60	.58
4.0	.70	.61	.54	.68	.60	.53	.66	.58	.53	.63	.57	.52	.61	.56	.51	.49
5.0	.62	.53	.46	.61	.52	.46	.59	.51	.45	.57	.50	.45	.55	.49	.44	.42
6.0	.56	.47	.40	.55	.46	.40	.53	.45	.40	.51	.45	.39	.50	.44	.39	.37
7.0	.51	.42	.35	.50	.41	.35	.48	.41	.35	.47	.40	.35	.45	.39	.35	.33
8.0	.46	.38	.32	.45	.37	.32	.44	.37	.31	.43	.36	.31	.42	.36	.31	.29
9.0	.42	.34	.28	.42	.34	.28	.41	.33	.28	.39	.33	.28	.38	.32	.28	.26
10.0	.39	.31	.26	.39	.31	.26	.38	.30	.26	.37	.30	.25	.36	.30	.25	.24



C Range: 0 - 360DEG
 C Interval: 90.0DEG
 Test Speed: HIGH
 Temperature: 25.3 °C
 Operators:
 Test Date: 2023-03-09

γ Range: 0 - 90DEG
 γ Interval: 1.0DEG
 Test System: EVERFINE GO-2000B_V1 SYSTEM V2.00.461
 Humidity: 65.0%
 Test Distance: 8.420m [K=1.0000]
 Remarks:

EVERFINE GONIOPHOTOMETERS SYSTEM TEST REPORT

WEC AND CCEC

NAME:	TYPE:	WEIGHT:
SPEC.:	DIM.:	SERIAL No.:
MFR.:	SUR.:	Shielding Angle:

ρ_{cc}	80%			70%			50%			30%			10%			0
ρ_w	50%	30%	10%	50%	30%	10%	50%	30%	10%	50%	30%	10%	50%	30%	10%	0
ρ_{fc}	20%			20%			20%			20%			20%			0
RCR	RCR:Room Cavity Ratio						Wall Exitance Coefficients(WEC)									
0.0																
1.0	.318	.181	.057	.311	.177	.056	.298	.171	.055	.286	.165	.053	.274	.159	.051	
2.0	.297	.163	.050	.291	.160	.049	.279	.155	.048	.269	.151	.047	.259	.146	.046	
3.0	.274	.146	.044	.269	.144	.043	.258	.140	.043	.249	.136	.042	.240	.133	.041	
4.0	.252	.131	.039	.247	.129	.038	.238	.126	.038	.230	.123	.037	.222	.120	.037	
5.0	.233	.119	.034	.228	.117	.034	.220	.115	.034	.213	.112	.033	.206	.110	.033	
6.0	.216	.108	.031	.212	.107	.031	.204	.105	.030	.198	.103	.030	.191	.101	.030	
7.0	.200	.099	.028	.197	.098	.028	.190	.096	.028	.184	.095	.028	.179	.093	.027	
8.0	.187	.091	.026	.184	.091	.026	.178	.089	.025	.173	.087	.025	.168	.086	.025	
9.0	.175	.085	.024	.172	.084	.024	.167	.083	.023	.162	.081	.023	.158	.080	.023	
10.0	.165	.079	.022	.162	.078	.022	.157	.077	.022	.153	.076	.022	.149	.075	.021	

ρ_{cc}	80%			70%			50%			30%			10%			0
ρ_w	50%	30%	10%	50%	30%	10%	50%	30%	10%	50%	30%	10%	50%	30%	10%	0
ρ_{fc}	20%			20%			20%			20%			20%			0
RCR	RCR:Room Cavity Ratio						Ceiling Cavity Exitance Coefficients(CCEC)									
0.0	.190	.190	.190	.163	.163	.163	.111	.111	.111	.064	.064	.064	.020	.020	.020	
1.0	.181	.156	.134	.155	.134	.115	.106	.092	.080	.061	.053	.046	.020	.017	.015	
2.0	.173	.132	.097	.148	.114	.084	.102	.079	.059	.059	.046	.034	.019	.015	.011	
3.0	.165	.114	.074	.142	.099	.064	.097	.069	.045	.056	.040	.026	.018	.013	.009	
4.0	.158	.101	.058	.135	.087	.050	.093	.061	.035	.054	.036	.021	.017	.012	.007	
5.0	.150	.091	.047	.129	.078	.041	.089	.055	.029	.051	.032	.017	.017	.011	.006	
6.0	.143	.082	.039	.123	.071	.034	.085	.050	.024	.049	.029	.014	.016	.010	.005	
7.0	.136	.075	.033	.117	.065	.029	.081	.046	.020	.047	.027	.012	.015	.009	.004	
8.0	.129	.070	.029	.111	.060	.025	.077	.042	.018	.045	.025	.011	.015	.008	.003	
9.0	.123	.065	.025	.106	.056	.022	.074	.039	.016	.043	.023	.009	.014	.008	.003	
10.0	.118	.060	.022	.101	.052	.019	.070	.037	.014	.041	.022	.008	.013	.007	.003	

C Range: 0 - 360DEG
 C Interval: 90.0DEG
 Test Speed: HIGH
 Temperature:25.3 °C
 Operators:
 Test Date:2023-03-09

γ Range: 0 - 90DEG
 γ Interval: 1.0DEG
 Test System:EVERFINE GO-2000B_V1 SYSTEM V2.00.461
 Humidity:65.0%
 Test Distance:8.420m [K=1.0000]
 Remarks:

EVERFINE GONIOPHOTOMETERS SYSTEM TEST REPORT

UGR(Unified Glare Rating) Table

NAME:	TYPE:					WEIGHT:				
SPEC.:	DIM.:					SERIAL No.:				
MFR.:	SUR.:					Shielding Angle:				
ceiling/cavity	0.7	0.7	0.5	0.5	0.3	0.7	0.7	0.5	0.5	0.3
walls	0.5	0.3	0.5	0.3	0.3	0.5	0.3	0.5	0.3	0.3
working plane	0.2	0.2	0.2	0.2	0.2	0.2	0.2	0.2	0.2	0.2
Room dimensions	Viewed crosswise					Viewed endwise				
x = 2H y = 2H	17.4	18.9	17.7	19.1	19.3	17.0	18.6	17.3	18.8	19.0
3H	19.0	20.4	19.3	20.7	20.9	18.5	19.9	18.8	20.2	20.4
4H	19.7	21.0	20.0	21.3	21.6	19.1	20.4	19.4	20.7	21.0
6H	20.2	21.5	20.5	21.8	22.0	19.5	20.8	19.8	21.0	21.3
8H	20.4	21.6	20.7	21.9	22.2	19.6	20.8	19.9	21.1	21.4
12H	20.5	21.7	20.9	22.0	22.3	19.6	20.8	20.0	21.1	21.4
4H 2H	18.0	19.3	18.3	19.6	19.8	17.7	19.1	18.0	19.3	19.6
3H	19.8	21.0	20.1	21.3	21.6	19.4	20.6	19.7	20.8	21.2
4H	20.6	21.7	21.0	22.0	22.3	20.1	21.2	20.4	21.5	21.8
6H	21.2	22.2	21.6	22.6	22.9	20.6	21.6	21.0	21.9	22.3
8H	21.5	22.4	21.9	22.8	23.1	20.7	21.6	21.2	22.0	22.4
12H	21.6	22.5	22.1	22.9	23.3	20.8	21.7	21.2	22.0	22.4
8H 4H	20.8	21.7	21.2	22.1	22.5	20.4	21.3	20.8	21.7	22.0
6H	21.6	22.4	22.1	22.8	23.2	21.1	21.8	21.5	22.2	22.6
8H	22.0	22.6	22.4	23.1	23.5	21.3	22.0	21.8	22.4	22.8
12H	22.2	22.8	22.7	23.3	23.7	21.4	22.0	21.9	22.5	22.9
12H 4H	20.8	21.7	21.3	22.1	22.5	20.4	21.2	20.8	21.6	22.0
6H	21.7	22.4	22.2	22.8	23.2	21.1	21.8	21.6	22.2	22.7
8H	22.1	22.6	22.5	23.1	23.6	21.4	22.0	21.9	22.4	22.9
Variations with the observer position at spacings(CIE Pub.117):										
S = 1.0H	+ 0.1 / - 0.2					+ 0.2 / - 0.2				
1.5H	+ 0.2 / - 0.3					+ 0.2 / - 0.3				
2.0H	+ 0.2 / - 0.2					+ 0.2 / - 0.3				

CIE Pub.117, 3593 lm Total Lamp Luminous Flux Corrected (8log(F/F0) = 4.4)
 Area: 0.3 m2

C Range: 0 - 360DEG
 C Interval: 90.0DEG
 Test Speed: HIGH
 Temperature:25.3°C
 Operators:
 Test Date:2023-03-09

γ Range: 0 - 90DEG
 γ Interval: 1.0DEG
 Test System:EVERFINE GO-2000B_V1 SYSTEM V2.00.461
 Humidity:65.0%
 Test Distance:8.420m [K=1.0000]
 Remarks:

EVERFINE GONIOPHOTOMETERS SYSTEM TEST REPORT

UTILIZATION FACTORS TABLE

NAME:	TYPE:	WEIGHT:
SPEC.:	DIM.:	SERIAL No.:
MFR.:	SUR.:	Shielding Angle:

REFLECTANCE										
Ceiling	0.8	0.8	0.8	0.7	0.7	0.7	0.5	0.5	0.5	0
Walls	0.7	0.5	0.3	0.7	0.5	0.3	0.7	0.5	0.3	0
Working plane	0.2	0.2	0.2	0.2	0.2	0.2	0.2	0.2	0.2	0
ROOM INDEX	UTILIZATION FACTORS (PERCENT) $k(RI) \times RCR = 5$									
$k = 0.60$	57	45	38	56	45	38	55	45	38	31
0.80	67	55	48	66	55	48	64	54	47	40
1.00	75	64	57	74	63	56	72	65	56	49
1.25	82	72	64	81	71	64	78	70	63	56
1.50	87	77	70	86	76	70	83	75	69	61
2.00	94	86	79	93	84	78	89	82	77	69
2.50	98	90	84	96	89	83	92	86	81	73
3.00	102	95	89	100	93	88	96	90	86	77
4.00	106	100	95	103	98	94	99	95	91	82
5.00	108	103	99	106	101	98	101	98	95	85
ROOM INDEX	UF(total)									Direct
According to DIN EN 13032-2 2004			Suspended				SHRNOM = 1.25			

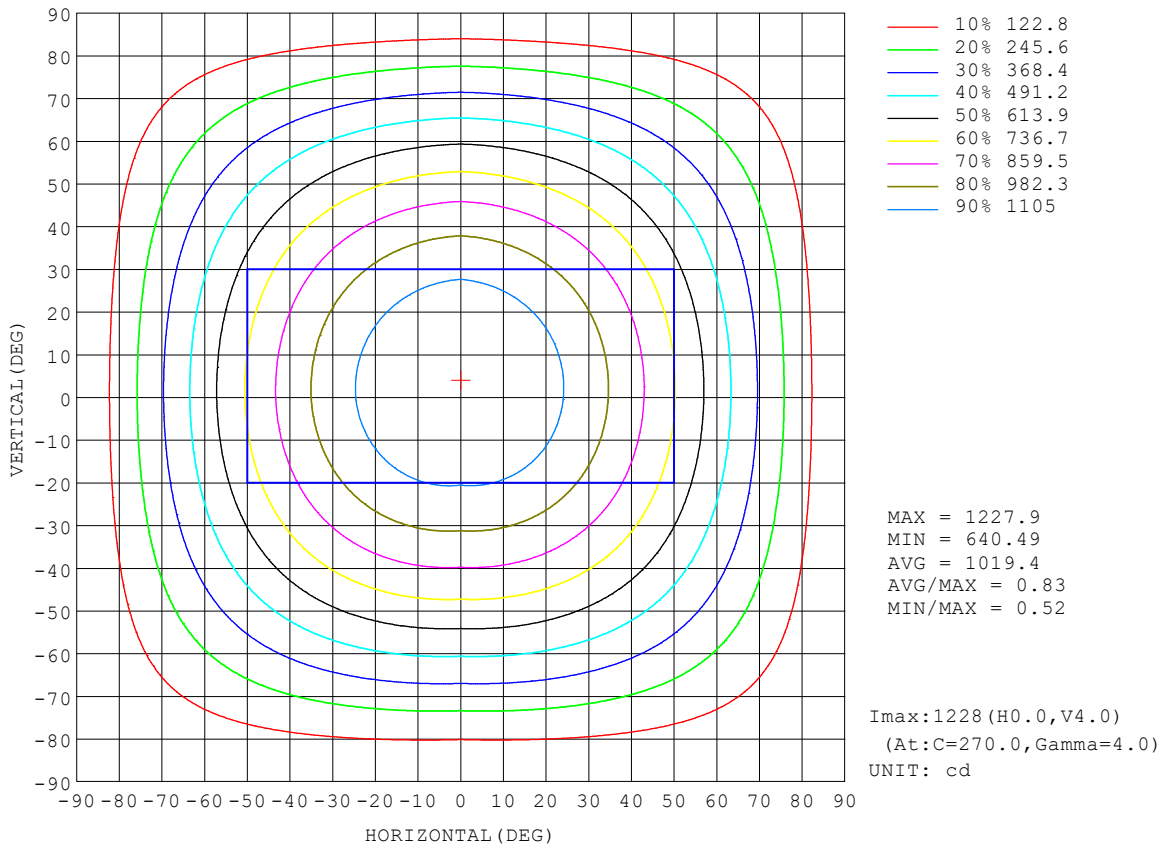
C Range: 0 - 360DEG
 C Interval: 90.0DEG
 Test Speed: HIGH
 Temperature: 25.3 °C
 Operators:
 Test Date: 2023-03-09

γ Range: 0 - 90DEG
 γ Interval: 1.0DEG
 Test System: EVERFINE GO-2000B_V1 SYSTEM V2.00.461
 Humidity: 65.0%
 Test Distance: 8.420m [K=1.0000]
 Remarks:

EVERFINE GONIOPHOTOMETERS SYSTEM TEST REPORT

ISOCANDELA DIAGRAM

NAME :	TYPE :	WEIGHT :
SPEC. :	DIM. :	SERIAL No. :
MFR. :	SUR. :	Shielding Angle :



C Range: 0 - 360DEG
 C Interval: 90.0DEG
 Test Speed: HIGH
 Temperature:25.3°C
 Operators:
 Test Date:2023-03-09


γ Range: 0 - 90DEG
 γ Interval: 1.0DEG
 Test System:EVERFINE GO-2000B_V1 SYSTEM V2.00.461
 Humidity:65.0%
 Test Distance:8.420m [K=1.0000]
 Remarks:

EVERFINE GONIOPHOTOMETERS SYSTEM TEST REPORT

AAI Figure

NAME :	TYPE :	WEIGHT :
SPEC. :	DIM. :	SERIAL No. :
MFR. :	SUR. :	Shielding Angle :

Flux out:2621 lm



Note: The Curves indicate the illuminated area and the average illumination when the luminaire is at different distance.

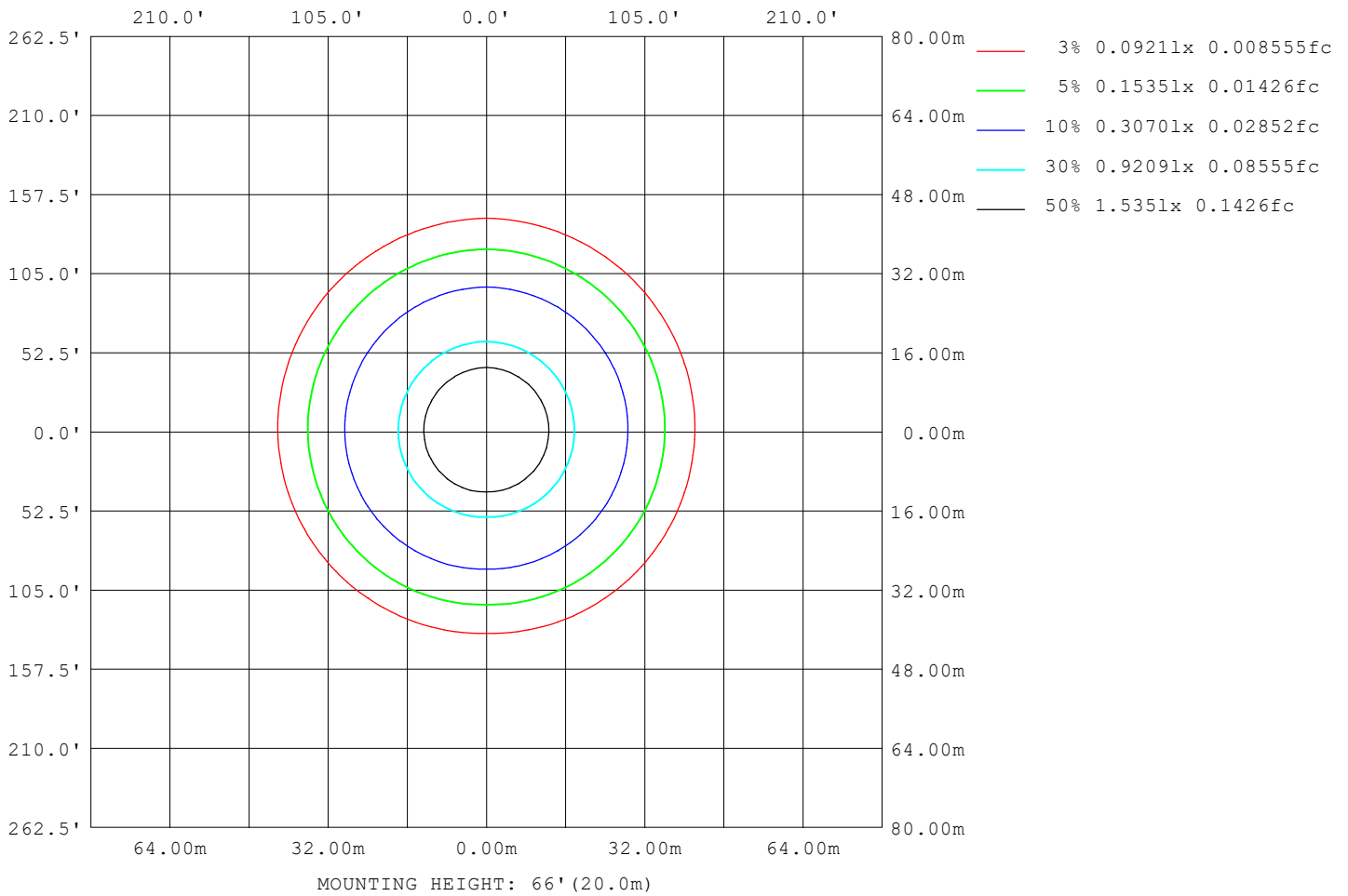
C Range: 0 - 360DEG
 C Interval: 90.0DEG
 Test Speed: HIGH
 Temperature: 25.3 °C
 Operators:
 Test Date: 2023-03-09

γ Range: 0 - 90DEG
 γ Interval: 1.0DEG
 Test System: EVERFINE GO-2000B_V1 SYSTEM V2.00.461
 Humidity: 65.0%
 Test Distance: 8.420m [K=1.0000]
 Remarks:

EVERFINE GONIOPHOTOMETERS SYSTEM TEST REPORT

ISOLUX DIAGRAM

NAME:	TYPE:	WEIGHT:
SPEC.:	DIM.:	SERIAL No.:
MFR.:	SUR.:	Shielding Angle:



C Range: 0 - 360DEG
 C Interval: 90.0DEG
 Test Speed: HIGH
 Temperature: 25.3 °C
 Operators:
 Test Date: 2023-03-09

γ Range: 0 - 90DEG
 γ Interval: 1.0DEG
 Test System: EVERFINE GO-2000B_V1 SYSTEM V2.00.461
 Humidity: 65.0%
 Test Distance: 8.420m [K=1.0000]
 Remarks:

LED Avg.L Report

NAME :	TYPE :	WEIGHT :
SPEC. :	DIM. :	SERIAL No. :
MFR. :	SUR. :	Shielding Angle :

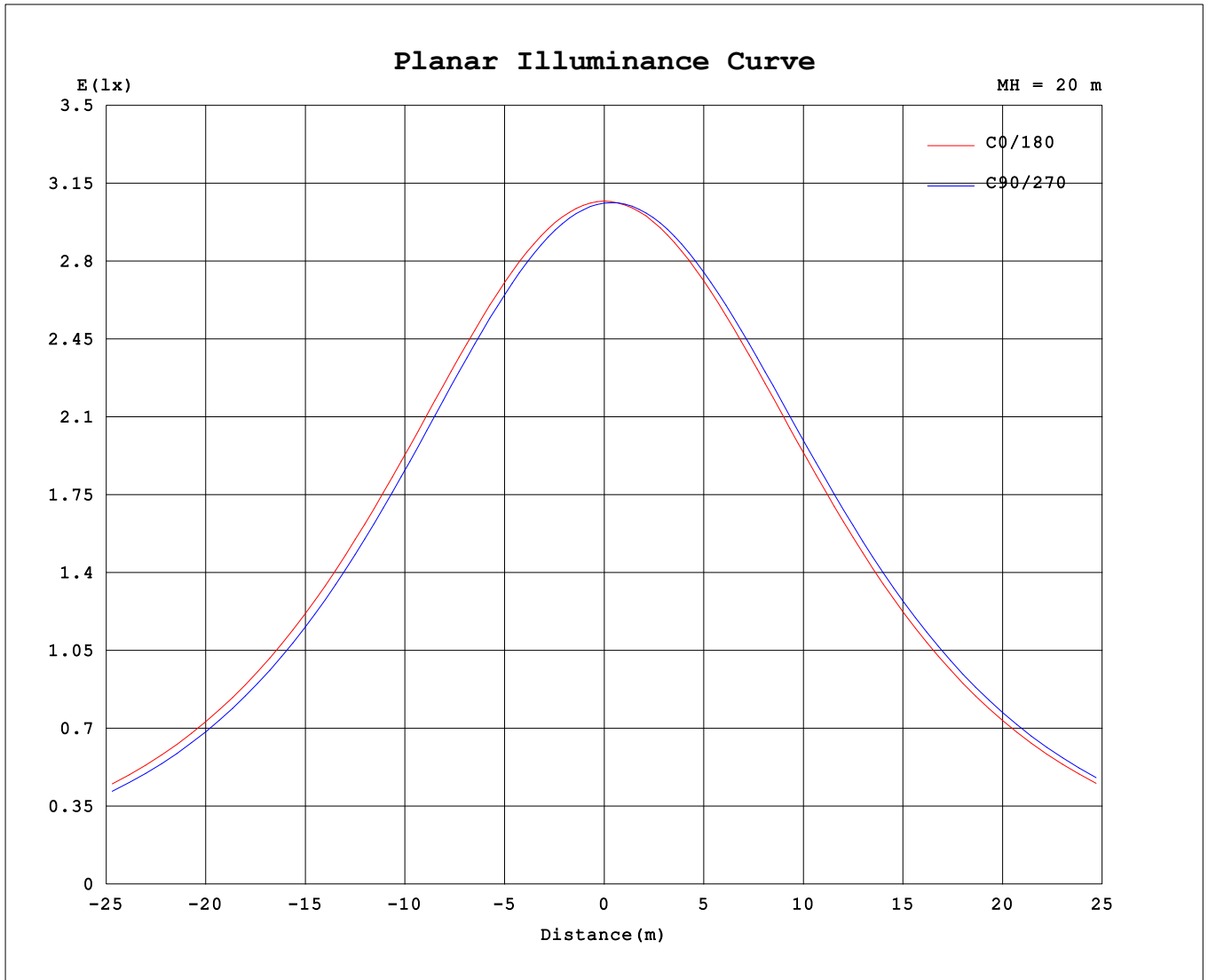
AvgL	cd/m2
L_0~180 (65) av	3620
L_0~180 (75) av	3356
L_0~180 (85) av	2827
L_90~270 (65) av	3583
L_90~270 (75) av	3300
L_90~270 (85) av	2804
L_45 (65) av	3597
L_45 (75) av	3321
L_45 (85) av	2813

Standard: GB/T 29293-2012

C Range: 0 - 360DEG
 C Interval: 90.0DEG
 Test Speed: HIGH
 Temperature:25.3℃
 Operators:
 Test Date:2023-03-09

γ Range: 0 - 90DEG
 γ Interval: 1.0DEG
 Test System:EVERFINE GO-2000B_V1 SYSTEM V2.00.461
 Humidity:65.0%
 Test Distance:8.420m [K=1.0000]
 Remarks:

Planar Illuminance Curve



C Range: 0 - 360DEG
 C Interval: 90.0DEG
 Test Speed: HIGH
 Temperature: 25.3 °C
 Operators:
 Test Date: 2023-03-09

γ Range: 0 - 90DEG
 γ Interval: 1.0DEG
 Test System: EVERFINE GO-2000B_V1 SYSTEM V2.00.461
 Humidity: 65.0%
 Test Distance: 8.420m [K=1.0000]
 Remarks:

