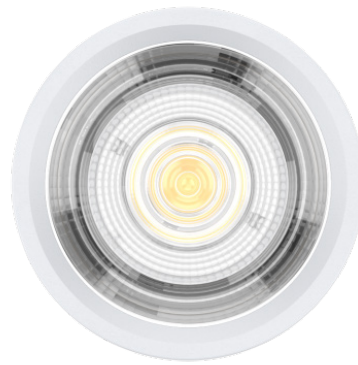




POWER-LITE®

Certainty at The Speed of Light



LED CAN

DOWNLIGHT

CD10W-CC

The POWER-LITE® LED CAN Downlight is surface mounted, screwless on surface with tempered glass in the front part, which offers a better appearance, high protection level and convenient installation.

APPLICATIONS

Domestic | Retail
Commercial
Office



☎ 1800 909 306

🌐 nedlandsgroup.com.au

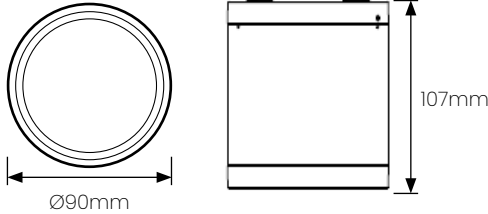
✉ sales@nedlandsgroup.com.au



POWER-LITE®

Certainty at The Speed of Light

DIMENSIONS (mm)
Diameter 90
Height 107



LED Chip
COB 2835 SMD

UGR
<19

Life Expectancy
50,000 hrs TM-21

Efficacy
Up to 100lm/W

SCDM
<6 Macadam steps

LED Driver
Built-In
Flicker-free
Dimmable

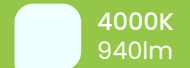

Working Temp
-20°C to +45°C

Mount Type
Surface Mount

Power Factor
>0.90

Carton Qty
24

CRI
80



PRODUCT

LED CAN DOWNLIGHT

OPTIONS



CODE

CD10W-CC-B-IP65

CD10W-CC-W-IP65



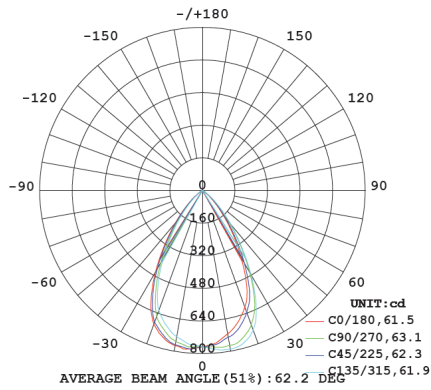


POWER-LITE®

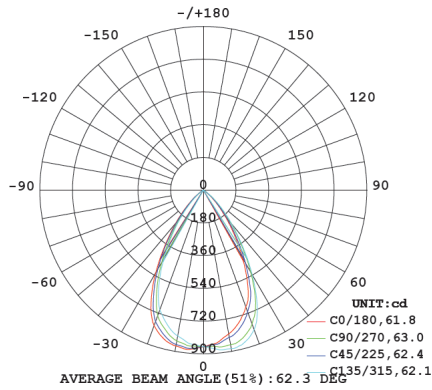
Certainty at The Speed of Light

PHOTOMETRICS

CD10W-CC | 3000K



CD10W-CC | 4000K



CD10W-CC | 5000K

