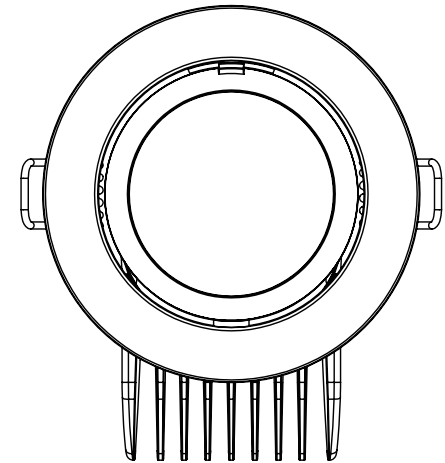


## INSTALLATION MANUAL



## Features

- SCOOP LED downlight is unique designed with reflector and COB high power LED chip.
- AL6063 Aluminum profile provides excellent thermal dissipation.
- Adjustable lighting direction provides all possible lighting effects.
- Isolated driver solution both in dimmable and non-dimmable version achieves great dimming compatibility with worldwide brand dimmers.

## Application note

- IP20 for indoor use only.
- Professional electrician for installation only.
- Switch off before installation.
- Do not touch when in use.
- Keep away from hot steam and corrosive gas.

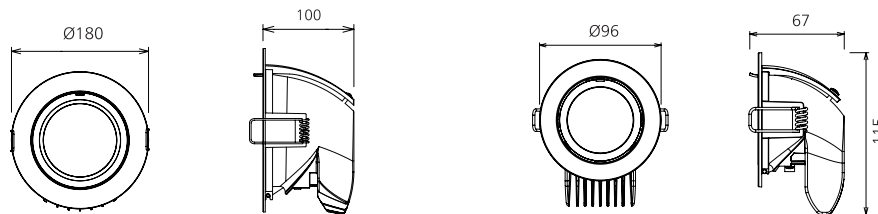
## Application Areas

It is designed for general lighting applications in office, supermarket, shop, school, hotel, etc. It is also widely used for public areas, such as stairway, lobby, reception, corridors etc.

## Technical Specifications

- IP20 for indoor use only.
- Professional electrician for installation only.
- Switch off before installation.
- Do not touch when in use.
- Keep away from hot steam and corrosive gas.

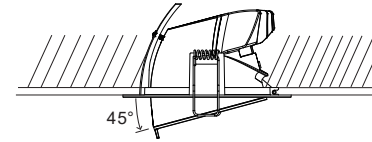
## Product Dimensions



cut out  
 $\varnothing 160-170\text{mm}$

cut out  
 $\varnothing 85-88\text{mm}$

## Adjustable Angle



## Installation Steps

Install requirements	
A-gap above the fitting	25mm
B-gap to the building material	25mm
C-gap to the thermal insulation	25mm

