




# POWER-LITE®

Certainty at The Speed of Light



## LED LINEAR

**LIGHT**

LL

The POWER-LITE® LED Linear Light provides a low glare lighting solution whilst achieving excellent lux levels and uniformity.



### APPLICATIONS

Domestic | Retail  
Commercial  
Office  
Recreation



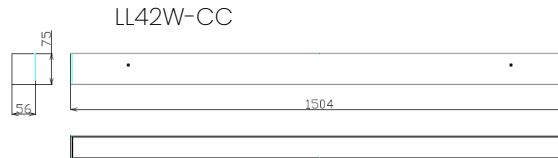

☎ 1800 909 306  
🌐 [nedlandsgroup.com.au](http://nedlandsgroup.com.au)  
✉ [sales@nedlandsgroup.com.au](mailto:sales@nedlandsgroup.com.au)




# POWER-LITE®

Certainty at The Speed of Light

## DIMENSIONS (mm)



## INSTALLATION PHOTOS



### LED Chip

Epistar 2835 SMD

### Efficacy

Up to 110lm/W

### Life Expectancy

50,000 hrs TM-21

### LED Driver

Boke 0 to 10V Dimmable  
Built-in

### Working Temp

-20°C to +45°C

### Diffuser

Opal

### SCDM

<6 Macadam steps

### Material

PC & Aluminium

### CRI

>80

### Installation Types

Pendant  
Surface Mounted  
Wall Mounted

### UGR

<19

### Carton Qty

6



3CCT



AC220-240V

## PRODUCT

## SPECIFICATIONS

## CODE

LED LINEAR LIGHT



36W



3000K  
3529lm



Black

LL36W-CC-B



4000K  
3868lm



White

LL36W-CC-W



5700K  
3755lm



42W



3000K  
4179lm



Black

LL42W-CC-B



4000K  
4590lm



White

LL42W-CC-W



5700K  
4468lm



IP40



IK06



120°  
Beam Angle





# POWER-LITE®


Certainty at The Speed of Light

## ACCESSORIES

## CODE

### MOUNTING OPTIONS

#### SURFACE MOUNTING KIT




3 pcs

2 pcs

2 pcs

LL-SMK

#### WALL MOUNTING KIT



2 pcs

2 pcs

2 pcs

4 pcs

Black

White

LL-WMK

LL-WMK-W

#### PENDANT CABLE SUSPENSION KIT



1M

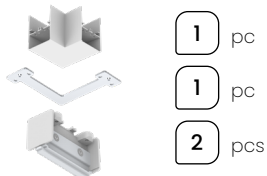
Black

White

LL-CSK

LL-CSK-W

#### LINEAR CONNECTORS



1 pc

1 pc

2 pcs

Black

White

LL-CC

LL-CC-W

#### CORNER

#### STRAIGHT



1 pc

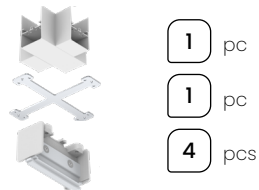
Black

White

LL-SC

LL-SC-W

#### 4 WAY CONNECTOR



1 pc

1 pc

4 pcs

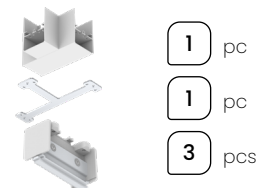
Black

White

LL-4WC

LL-4WC-W

#### TEE CONNECTOR



1 pc

1 pc

3 pcs

Black

White

LL-TC-B

LL-TC-W

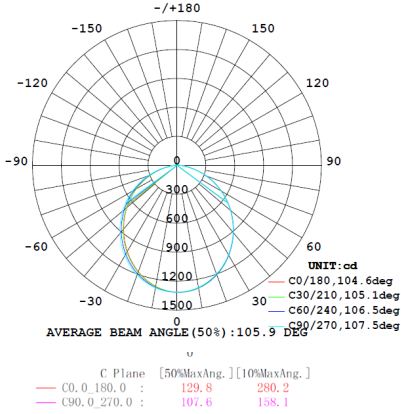


# POWER-LITE®

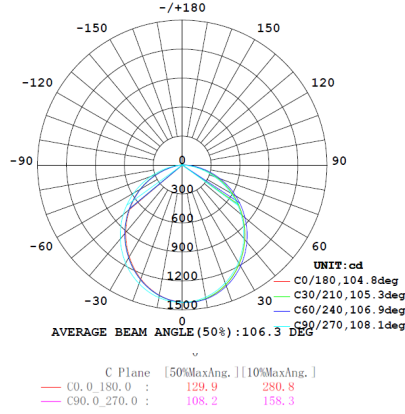
Certainty at The Speed of Light

## PHOTOMETRICS

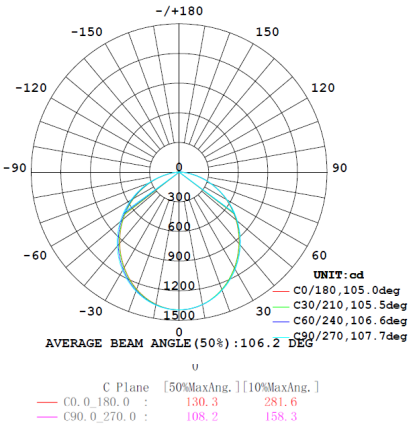
### LL36W-CC | 3000K



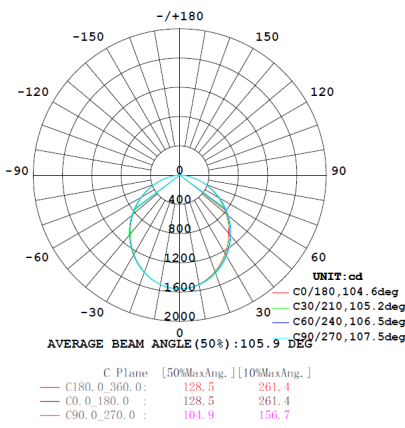
### LL36W-CC | 4000K



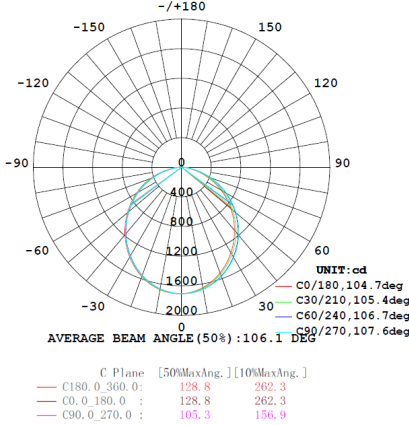
### LL36W-CC | 5700K



### LL42W-CC | 3000K



### LL42W-CC | 4000K



### LL42W-CC | 5700K

