



# POWER-LITE®

Certainty at The Speed of Light



## LED EXIT SIGN

### EMERGENCY

#### EXITBOX-R

The POWER-LITE® LED Emergency Exit Sign has a slimline design and is developed using long life LED chips and premium Lithium batteries. It's sleek design provides a premium exit sign solution.



#### APPLICATIONS

Commercial  
Retail | Industrial  
Multi-residential



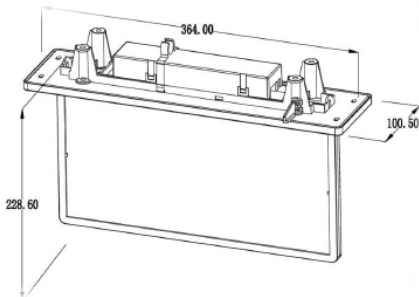
☎ 1800 909 306  
🌐 [nedlandsgroup.com.au](http://nedlandsgroup.com.au)  
✉ [sales@nedlandsgroup.com.au](mailto:sales@nedlandsgroup.com.au)



# POWER-LITE®

Certainty at The Speed of Light

| DIMENSIONS | (mm)      |
|------------|-----------|
| Cutout     | 305 x 65  |
| Length     | 364       |
| Height     | 228.6     |
| Depth      | 100.5     |
| Decal Size | 300 x 150 |



**Protection Class**  
Class II

**Viewing Distance**  
24m

**Max. Ambient Temp**  
40°C

**Decals**  
Left arrow (1)  
Right arrow (1)  
No arrow (2)

**Battery Type**  
3.2V LiFePO4  
(Lithium)

**Battery Supply Current**  
1300mA

**Connection**  
3 pin plug

**Emergency Light Source Life**  
5Y

**Emergency Duration**  
120 mins

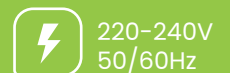
**Emergency Output Power**  
0.947W

**Emergency Mode**  
Maintained

**Emergency Classification**  
C0:D1.6

**Mounting Type**  
Recessed

**Carton Qty**  
10



## PRODUCT



LED EXIT SIGN EMERGENCY

## CODE

EXITBOX-R

## ACCESSORIES

RETROFIT ADAPTOR PLATE



## CODE

EXITBOX-MPA



1800 909 306

[nedlandsgroup.com.au](http://nedlandsgroup.com.au)

[sales@nedlandsgroup.com.au](mailto:sales@nedlandsgroup.com.au)