



POWER-LITE®

Certainty at The Speed of Light



ALUMINIUM

EXTRUSION

PL-AL006

The POWER-LITE® Aluminium Extrusion is ideal for surface mount installation applications such as cabinetry or ceiling corners. It is supplied in 2.5m length, complete with fixing clips, end caps and opaque diffuser.

APPLICATIONS

Residential

Commercial



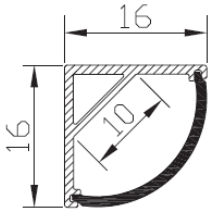
POWER-LITE®

Certainty at The Speed of Light

DIMENSIONS	(mm)
Length	2500
Width	16
Depth	16

Note:

This is a 45 degree extrusion designed to fit into the corner.



Lighting Source Width
10mm







Mount Type
Surface

Material
AL6063
PC/PMMA

Compatible with LED Strip

- FLS24W
- FLS48W
- FLS70W
- FLS100W
- FLS140W
- FLS200W
- FLS120W-RGB

Anodised Finish

PRODUCT	INCLUDES:	CODE
ALUMINIUM EXTRUSION	  2 end caps per kit	PL-AL006
	    6 metal mounting clips per kit	

IP IP67