



# POWER-LITE®

Certainty at The Speed of Light



## 70W LED

### WALL PACK

LED-WL70W-B

Utilising the POWER-LITE® LED Wall Light provides many benefits in addition to the substantial costs savings achieved through our LED technology. It's asymmetric beam throw provides a flexible light distribution based on mounting height, whilst reducing light spill.



#### APPLICATIONS

Residential

Commercial



☎ 1800 909 306

🌐 [nedlandsgroup.com.au](http://nedlandsgroup.com.au)

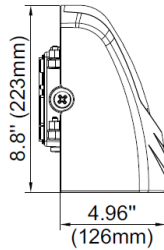
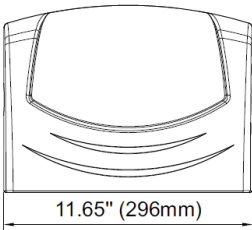
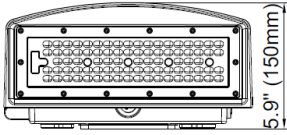
✉ [sales@nedlandsgroup.com.au](mailto:sales@nedlandsgroup.com.au)



# POWER-LITE®

Certainty at The Speed of Light

## DIMENSIONS



**Power Factor**  
>0.9

**Life Expectancy**  
50,000 hrs L80

**Working Temp**  
-30°C to +50°C

**CRI**  
80

**Efficacy**  
125lm/W

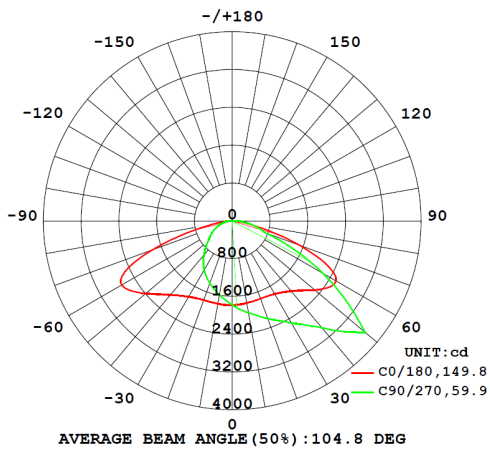
**LED Driver**  
Sosen  
Non-dimmable

**Net Weight**  
4kg

**Replaces**  
280W

**Carton Qty**  
1

## PHOTOMETRICS



70W

ICCT

5700K  
9100lm

AC100-277V

Black

## PRODUCT

70W LED WALL PACK

## CODE

LED-WL70W-B

IP65

IK10

150°  
Beam Angle



1800 909 306

nedlandsgroup.com.au

sales@nedlandsgroup.com.au