



# POWER-LITE®

Certainty at The Speed of Light



## LED CIRCULAR LIGHT

**PANEL**

CP10-16W-CC

The POWER-LITE® LED Circular Light Panel is easy to install as it is designed to fit into a range of cut-out sizes from 65mm to 205mm.

### APPLICATIONS

Residential

Commercial



☎ 1800 909 306

🌐 [nedlandsgroup.com.au](http://nedlandsgroup.com.au)

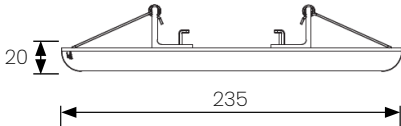
✉ [sales@nedlandsgroup.com.au](mailto:sales@nedlandsgroup.com.au)



# POWER-LITE®

Certainty at The Speed of Light

<b>DIMENSIONS</b>	<b>(mm)</b>
Cutout	65-205
Diameter	235
Depth	20



**LED Chip**  
Epistar SMD

**Efficacy**  
Up to 112lm/W

**Life Expectancy**  
50,000 hrs TM-21

**LED Driver**  
Non-Dimmable

**SCDM**  
<6 Macadam steps

**Connection**  
Hardwired

**Working Temp**  
-10°C to +40°C

**Carton Qty**  
20

**Power Factor**  
<0.9

**CRI**  
80

10W  
13W  
16W

3CCT

AC200-240V

White Frame Colour

PRODUCT	SPECIFICATIONS	CODE
---------	----------------	------

LED CIRCULAR LIGHT PANEL

10W

- 3000K  
1030lm
- 4000K  
1094lm
- 5700K  
1065lm

CPI0-16W-CC

13W

- 3000K  
1362lm
- 4000K  
1464lm
- 5700K  
1389lm

16W

- 3000K  
1676lm
- 4000K  
1813lm
- 5700K  
1679lm

IP20

120° Beam Angle

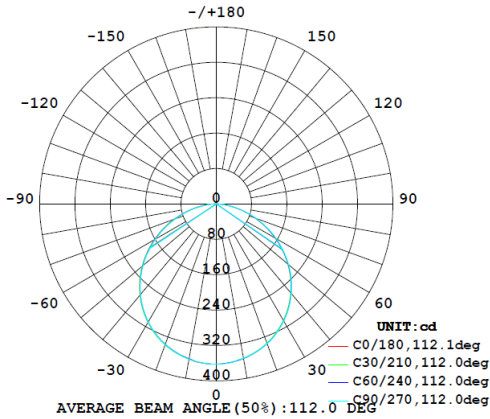


# POWER-LITE®

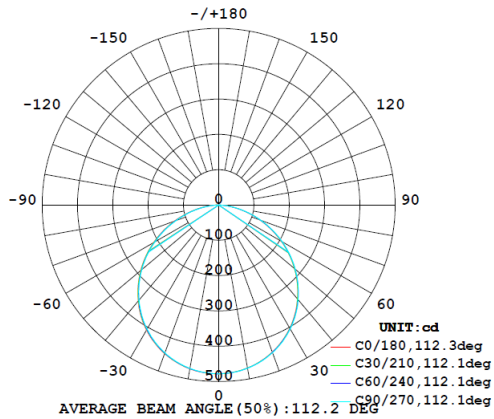
Certainty at The Speed of Light

## PHOTOMETRICS

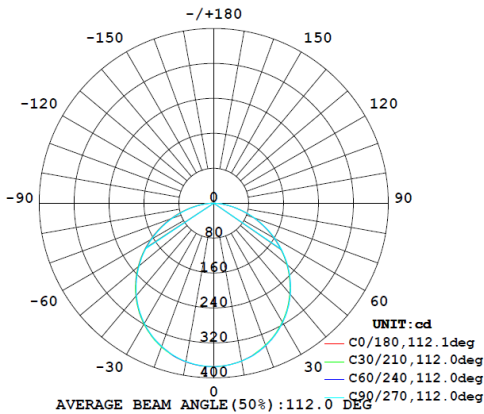
10W | 3000K



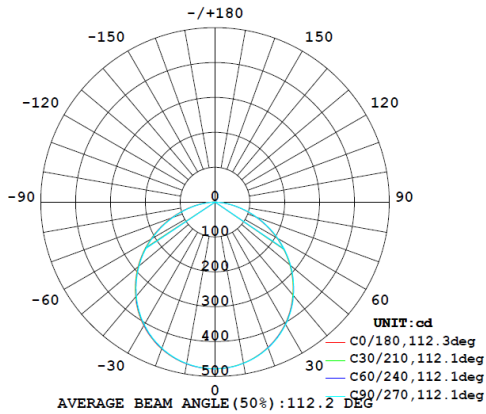
10W | 4000K



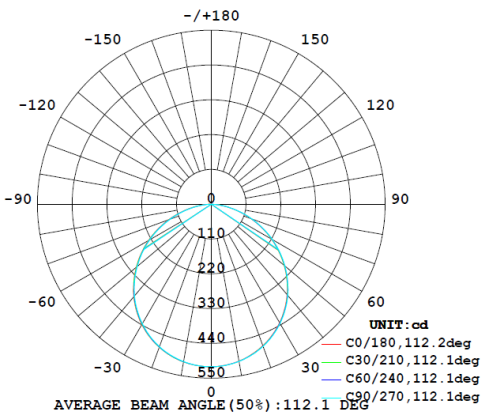
10W | 5700K



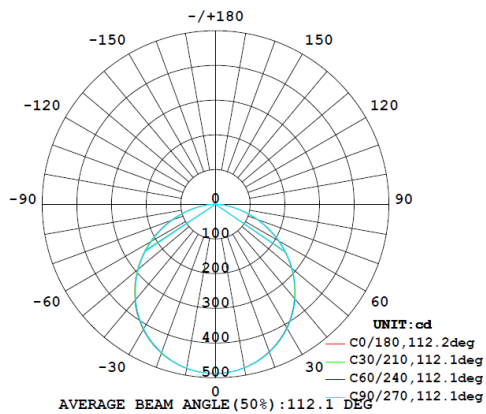
13W | 3000K



13W | 4000K



13W | 5700K



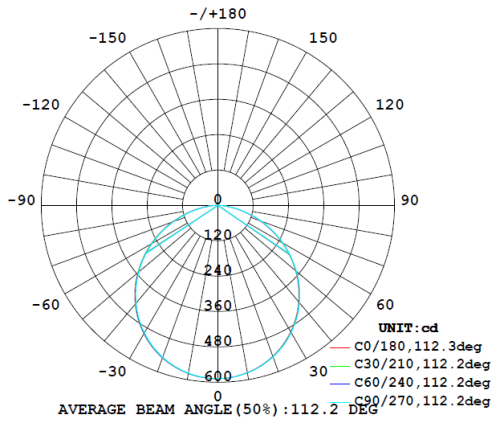


# POWER-LITE®

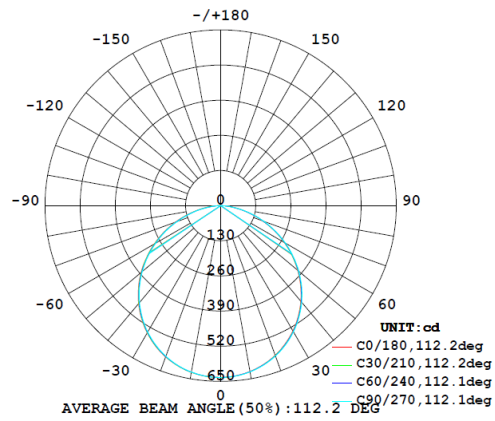
Certainty at The Speed of Light

## PHOTOMETRICS

16W | 3000K



16W | 4000K



16W | 5700K

