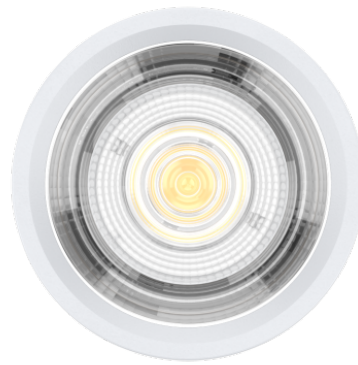




POWER-LITE®

Certainty at The Speed of Light



LED CAN

DOWNLIGHT

CD10W-NW-W-IP65

The POWER-LITE® LED CAN Downlight is surface mounted, screwless on surface with tempered glass in the front part, which offers a better appearance, high protection level and convenient installation.

APPLICATIONS

Domestic | Retail
Commercial
Office



☎ 1800 909 306

🌐 nedlandsgroup.com.au

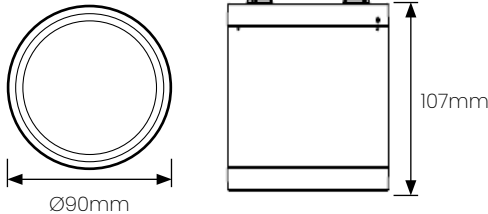
✉ sales@nedlandsgroup.com.au



POWER-LITE®

Certainty at The Speed of Light

DIMENSIONS (mm)
 Diameter 90
 Height 107



LED Chip
 COB 2835 SMD

UGR
 <19

Life Expectancy
 50,000 hrs TM-21

Efficacy
 Up to 118lm/W

SCDM
 <6 Macadam steps

LED Driver
 Built-In

Working Temp
 -20°C to +45°C

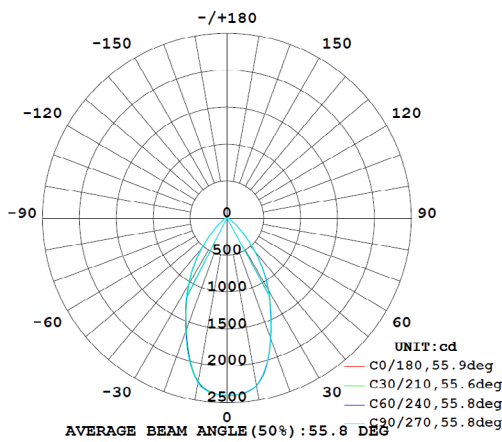
Mount Type
 Surface Mount

Power Factor
 >0.90

Carton Qty
 24

CRI
 80

PHOTOMETRICS



10W

4000K
 991lm

AC220-240V

White Frame
 Colour

PRODUCT

CODE

LED CAN DOWNLIGHT

CD10W-NW-W-IP65

IP65

IK08

60°
 Beam Angle