



# POWER-LITE®

Certainty at The Speed of Light



E2362



3  
YEAR  
STANDARD  
FITTING  
WARRANTY



5  
YEAR  
EM & MS  
FITTING  
WARRANTY



1  
YEAR  
BATTERY  
WARRANTY



B36W-CC | 36W-CC-MS

B36W-CC-MS-E

B36W-CC-E

## 36W LED

### BATTEN

#### B36W-CC

The POWER-LITE® 36W LED Batten is a premium grade internal batten designed to create excellent light levels for commercial, education and healthcare applications. The base is as wide as traditional fluorescent battens making retrofitting easy.

#### APPLICATIONS

Office | Retail  
Healthcare  
Commercial



☎ 1800 909 306  
🌐 [nedlandsgroup.com.au](http://nedlandsgroup.com.au)  
✉ [sales@nedlandsgroup.com.au](mailto:sales@nedlandsgroup.com.au)

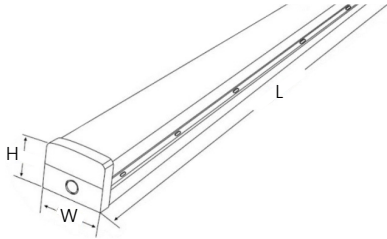


# POWER-LITE®

Certainty at The Speed of Light

## DIMENSIONS (L x W x H mm)

B36W-CC/E/MS-E 1200 x 60 x 65  
B36W-CC-MS 1200 x 80 x 65



**LED Chip**  
2835 SMD

**Power Factor**  
>0.90

**Cable Entry**  
Wired both from the back and the two sides

**EM Mode**  
3W/2hrs

**Life Expectancy**  
50,000 hrs TM-21

**CRI**  
>80

**Connection**  
Hardwired

**EM Battery Type**  
LiFeCoPO4 Lithium

**SCDM**  
<6 Macadam steps

**Efficacy**  
Up to 124lm/W

**Replaces**  
2x 36w  
Fluorescent Batten

**EM Classification**  
AS2293. C0:D63 / C90:D40

**Working Temp**  
-20°C to +45°C

**LED Driver**  
Triac Dimming  
Flicker Free

**Sensor Function**  
Daylight threshold,  
Hold time, on/off control



## PRODUCT OPTIONS

## SPECIFICATIONS

## CODE

36W LED BATTEN  
STANDARD

Weight  
1.65Kg  
 Carton Qty  
6

3000K  
3818lm  
 4000K  
4255lm  
 6000K  
3950lm

B36W-CC

36W LED BATTEN  
EMERGENCY

Weight  
1.85kg  
 Carton Qty  
6  
 EM Mode  
416lm

3000K  
3596lm  
 4000K  
4065lm  
 6000K  
3751lm

B36W-CC-E

36W LED BATTEN  
MOTION SENSOR

Carton Qty  
4

3000K  
3652lm  
 4000K  
4085lm  
 6000K  
3782lm

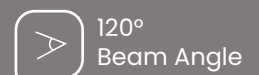
B36W-CC-MS

36W LED BATTEN  
MOTION SENSOR & EMERGENCY

Weight  
2.1kg  
 Carton Qty  
6  
 EM Mode  
416lm

3000K  
3357lm  
 4000K  
3749lm  
 6000K  
3433lm

B36W-CC-MS-E



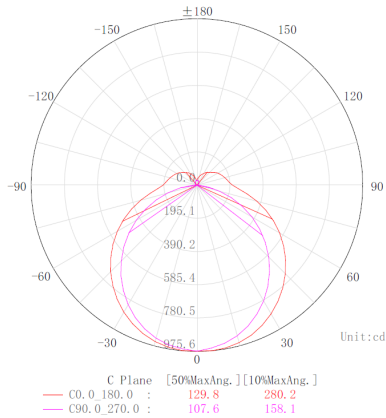


# POWER-LITE®

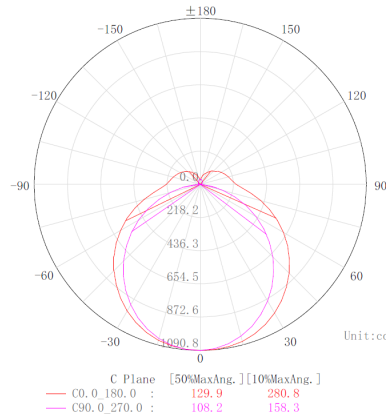
Certainty at The Speed of Light

## PHOTOMETRICS

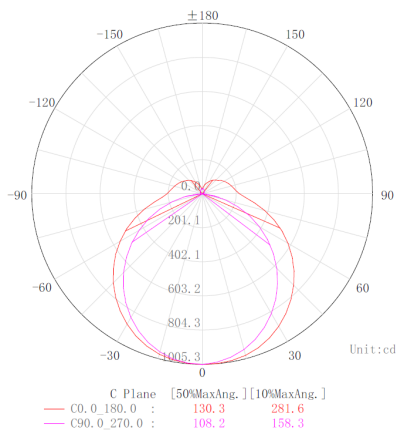
B36W-CC | 3000K



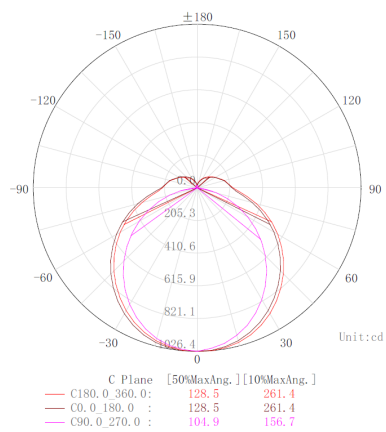
B36W-CC | 4000K



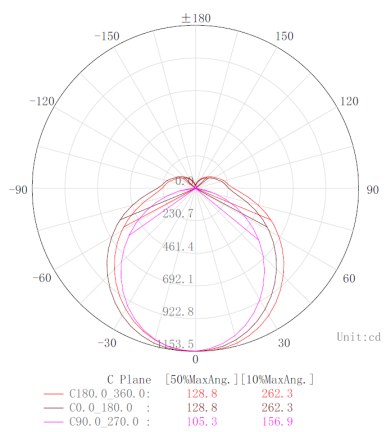
B36W-CC | 6000K



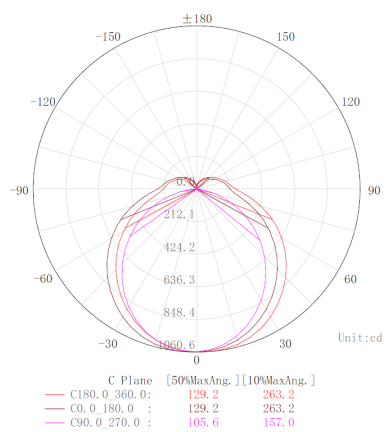
B36W-CC-E | 3000K



B36W-CC-E | 4000K



B36W-CC-E | 6000K



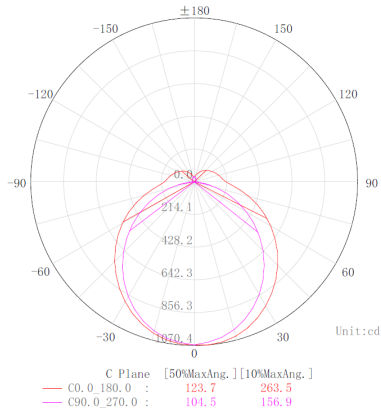


# POWER-LITE®

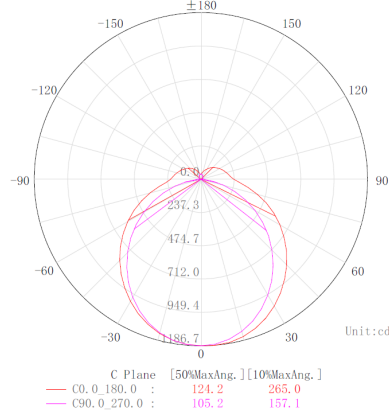
Certainty at The Speed of Light

## PHOTOMETRICS

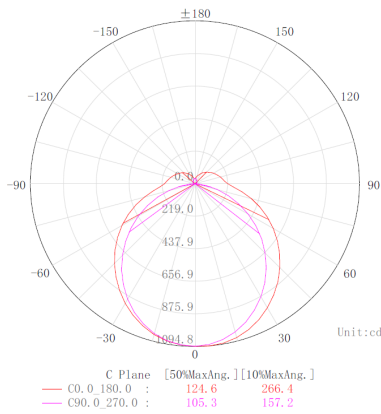
B36W-CC-MS | 3000K



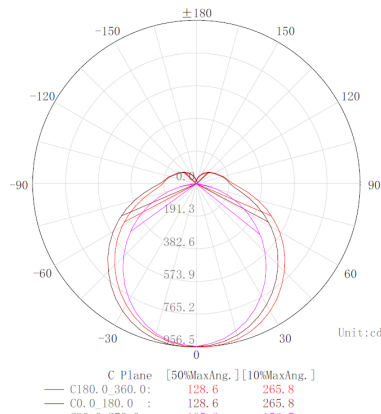
B36W-CC-MS | 4000K



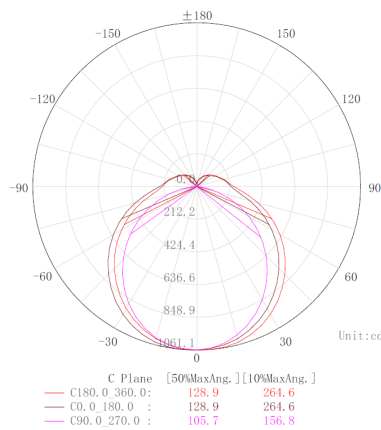
B36W-CC-MS | 6000K



B36W-CC-MS-E | 3000K



B36W-CC-MS-E | 4000K



B36W-CC-MS-E | 6000K

