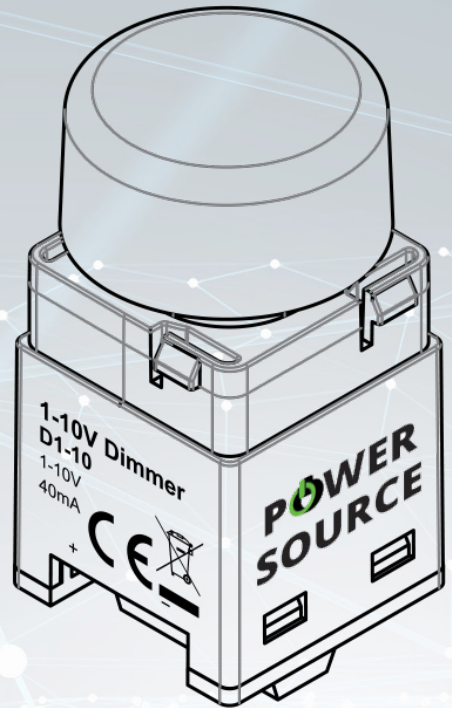

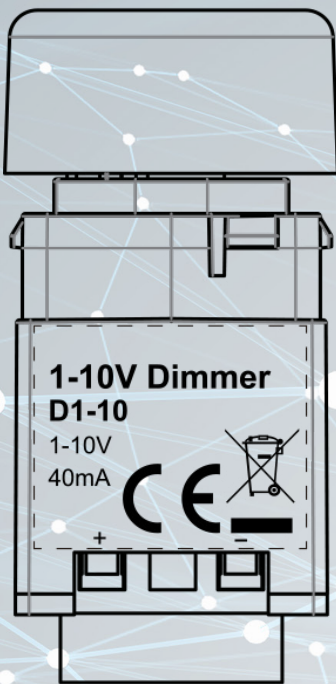


POWER SOURCE



**1 YEAR
WARRANTY**

1-10V Dimmer D1-10

Features of the Dimmer D1-10 Series



Easy
Installation



Controls up to
30 LED Drivers



Dimming Range
10-100%



Operating
Temp: 0-50 C



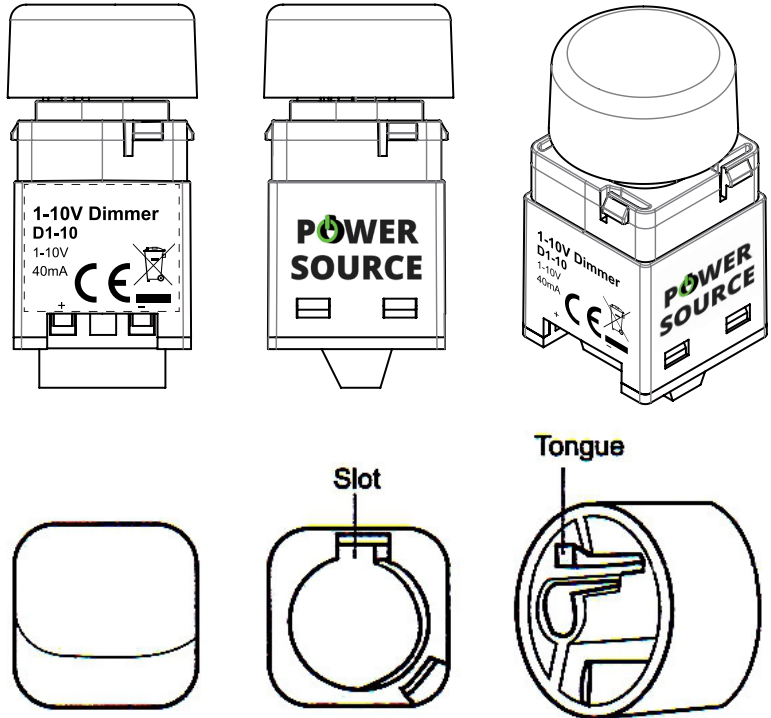
Compatible with
Most Light Switch
Wall Plates

Dimmer for 1-10V & 0-10V LED Drivers



Specifications

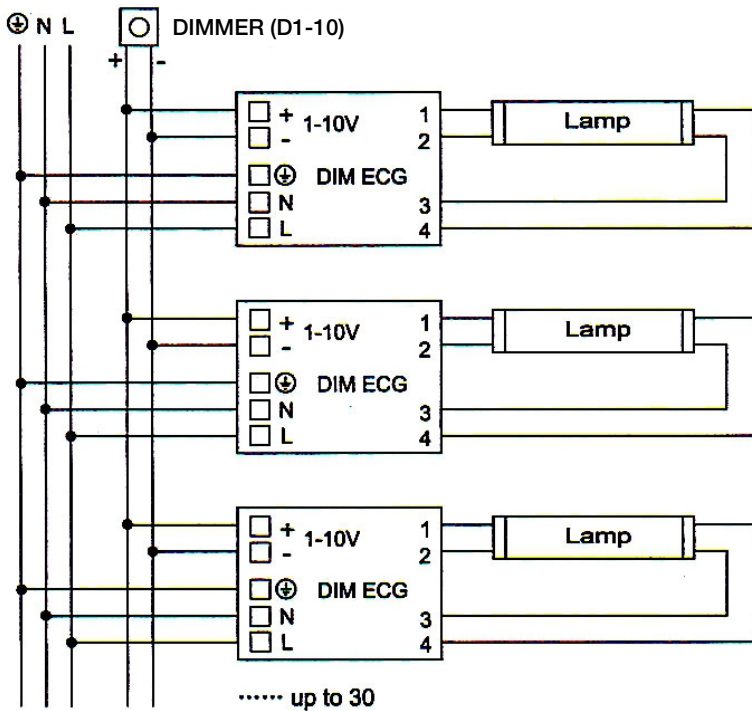
- Working ambient temperature: 0 ~ 50°C.
- Max LED drivers per D1-10 dimmer: 30.
- Connection type: Screw terminals.
- Dimensions: 22.5 x 22.5 x 48.6mm.
- Weight: 19g.



To Set Minimum Brightness

- Switch on power after dimmer is properly wired and mounted.
- Turn the dimmer until the desired minimum brightness is obtained.
- Insert the knob cover with the tongue on the knob (see illustration right) lines up with the slot on the dimmer.

Wiring Diagram



Important Warning

- Disconnect power before installation.
- Two or more dimmers cannot be connected in parallel, or series to control the same load.
- Ensure the positive and negative connections have been made correctly.