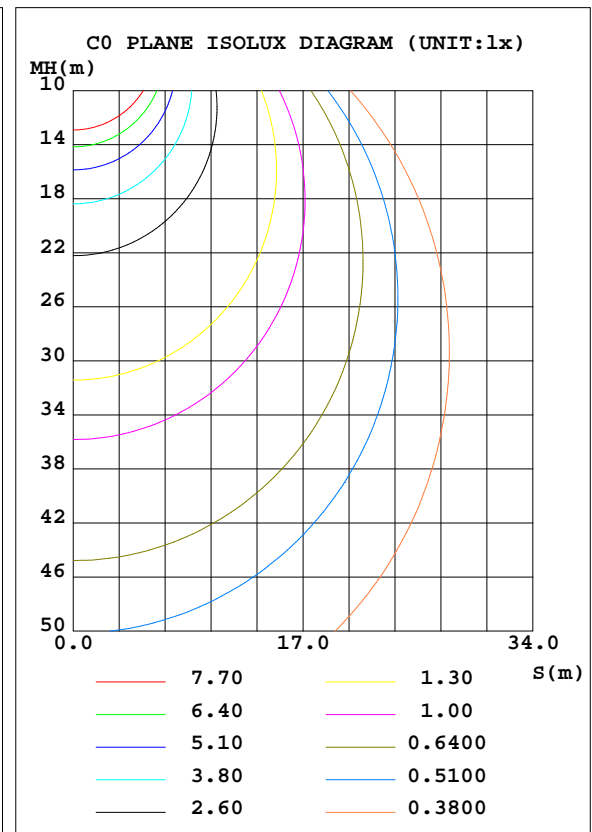
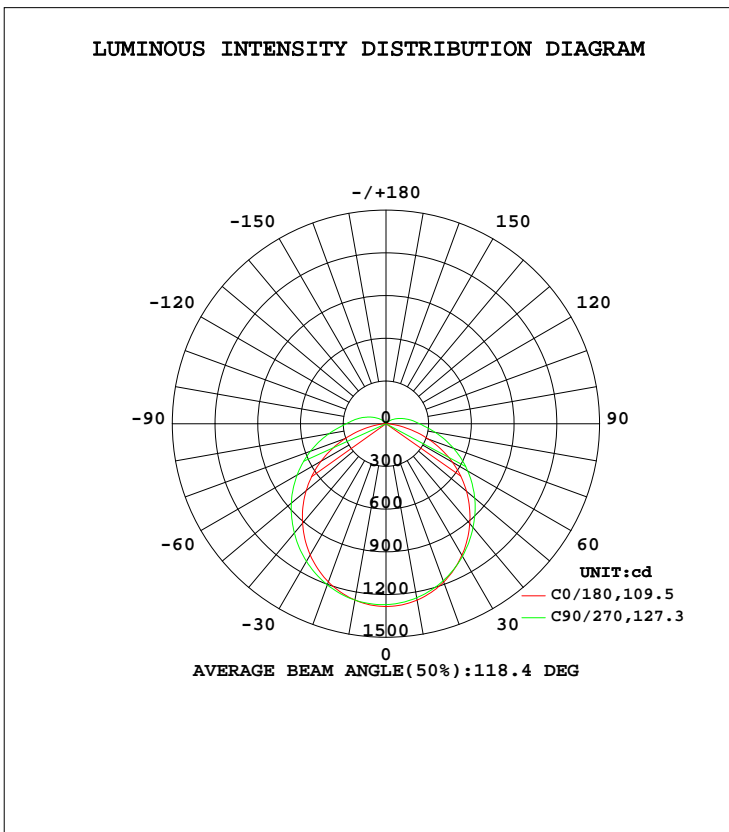


LUMINAIRE PHOTOMETRIC TEST REPORT

Test:U:229.9V I:0.2200A P:47.20W PF:0.9500 Lamp Flux:4355.51x1 lm		
NAME: LED waterproof light 48W-6500K	TYPE:LED	WEIGHT:
SPEC.:	DIM.:	SERIAL No.:1
MFR.:	SUR.:1.5*0.1	Shielding Angle:

DATA OF LAMP		PHOTOMETRIC DATA Eff: 92.28 lm/W			
MODEL		I _{max} (cd)	1283	S/MH(C0/180)	1.24
NOMINAL POWER(W)	48	LOR(%)	100.0	S/MH(C90/270)	1.31
RATED VOLTAGE(V)	230.0	TOTAL FLUX(lm)	4355.5	η UP, DN(C0-180)	3.4,44.9
NOMINAL FLUX(lm)	4355.51	CIE CLASS	DIRECT	η UP, DN(C180-360)	4.3,47.4
LAMPS INSIDE	1	η up(%)	7.7	CIBSE SHR NOM	1.25
TEST VOLTAGE(V)	230	η down(%)	92.3	CIBSE SHR MAX	1.35



C Range: 0 - 360DEG
 C Interval: 22.5DEG
 Test Speed: HIGH
 Temperature:25.3DEG
 Operators:
 Test Date:07 May 2019

γ Range: 0 - 180DEG
 γ Interval: 1.0DEG
 Test System:EVERFINE GO-2000A_V1 SYSTEM V2.0.351
 Humidity:65.0%
 Test Distance:7.580m [K=1.0000]
 Remarks:

ZONAL FLUX DIAGRAM

ZONAL FLUX DIAGRAM:

γ	C0	C45	C90	C135	C180	C225	C270	C315	γ	Φ zone	Φ total	%lum,lamp
10	1258	1224	1241	1249	1257	1268	1257	1228	0- 10	119.9	119.9	2.75,2.75
20	1184	1137	1173	1191	1183	1220	1205	1152	10- 20	343.4	463.3	10.6,10.6
30	1067	1016	1074	1094	1065	1129	1116	1041	20- 30	520.7	984.1	22.6,22.6
40	915.0	867.8	950.9	966.4	912.0	1003	1002	902.1	30- 40	631.1	1615	37.1,37.1
50	737.8	704.3	813.8	816.9	732.1	851.8	868.2	746.3	40- 50	665.1	2280	52.4,52.4
60	537.8	533.8	663.0	656.4	527.2	685.3	721.1	582.3	50- 60	624.6	2905	66.7,66.7
70	319.1	364.2	504.9	491.3	306.2	514.9	564.0	416.7	60- 70	519.0	3424	78.6,78.6
80	108.8	212.6	352.1	330.7	101.5	348.2	407.6	264.6	70- 80	370.8	3795	87.1,87.1
90	8.003	123.6	236.6	196.0	7.527	208.3	279.9	169.2	80- 90	225.2	4020	92.3,92.3
100	6.589	72.63	167.9	125.8	5.325	125.7	204.2	109.7	90-100	138.3	4158	95.5,95.5
110	6.586	37.95	110.8	73.81	6.142	76.75	138.8	64.72	100-110	86.00	4244	97.4,97.4
120	8.683	16.73	66.87	37.49	8.151	38.34	87.14	33.26	110-120	49.59	4294	98.6,98.6
130	10.85	13.91	33.94	17.70	10.09	19.23	47.71	19.95	120-130	26.03	4320	99.2,99.2
140	12.21	13.98	15.74	12.76	11.73	14.54	22.09	17.88	130-140	13.72	4334	99.5,99.5
150	13.44	14.46	15.35	13.35	13.13	14.54	18.39	16.32	140-150	9.333	4343	99.7,99.7
160	14.45	15.14	15.21	14.40	14.24	14.91	16.60	15.34	150-160	6.879	4350	99.9,99.9
170	15.21	15.48	15.74	15.31	15.10	15.29	15.64	15.27	160-170	4.285	4354	100,100
180	15.54	15.47	16.01	15.85	15.60	15.50	15.90	15.87	170-180	1.475	4356	100,100
DEG	LUMINOUS INTENSITY:cd									UNIT:lm		

Conical surface Flux(90deg): 1948.3 lm

%lum = 44.7%

%lamp = 44.7%

Conical surface Flux(120deg): 2904.8 lm

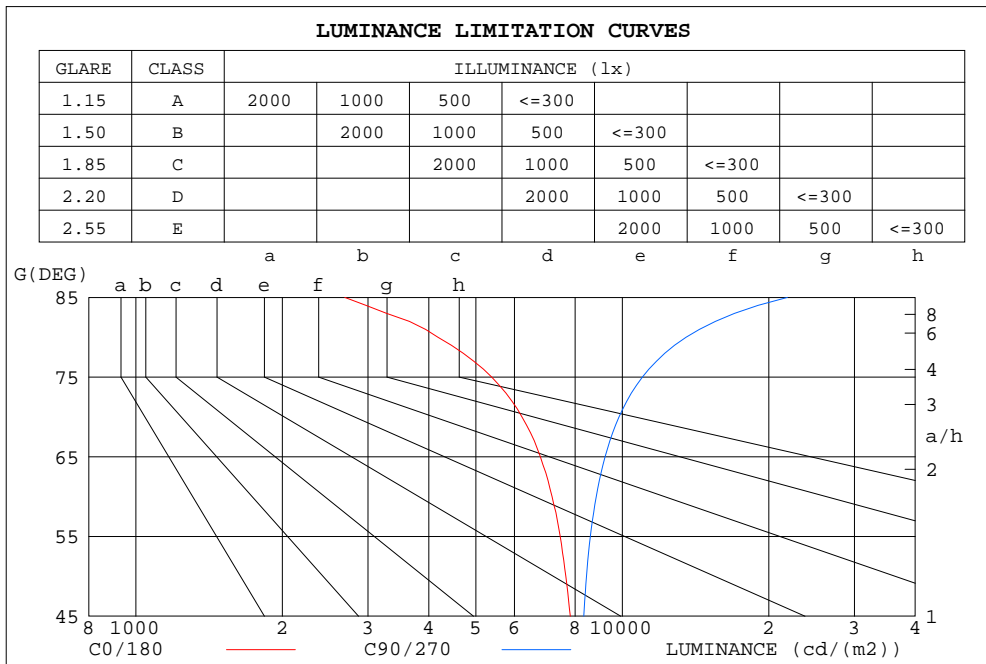
%lum = 66.7%

%lamp = 66.7%

C Range: 0 - 360DEG
 C Interval: 22.5DEG
 Test Speed: HIGH
 Temperature:25.3DEG
 Operators:
 Test Date:07 May 2019

γ Range: 0 - 180DEG
 γ Interval: 1.0DEG
 Test System:EVERFINE GO-2000A_V1 SYSTEM V2.0.351
 Humidity:65.0%
 Test Distance:7.580m [K=1.0000]
 Remarks:

LUMINANCE LIMITATION CURVES



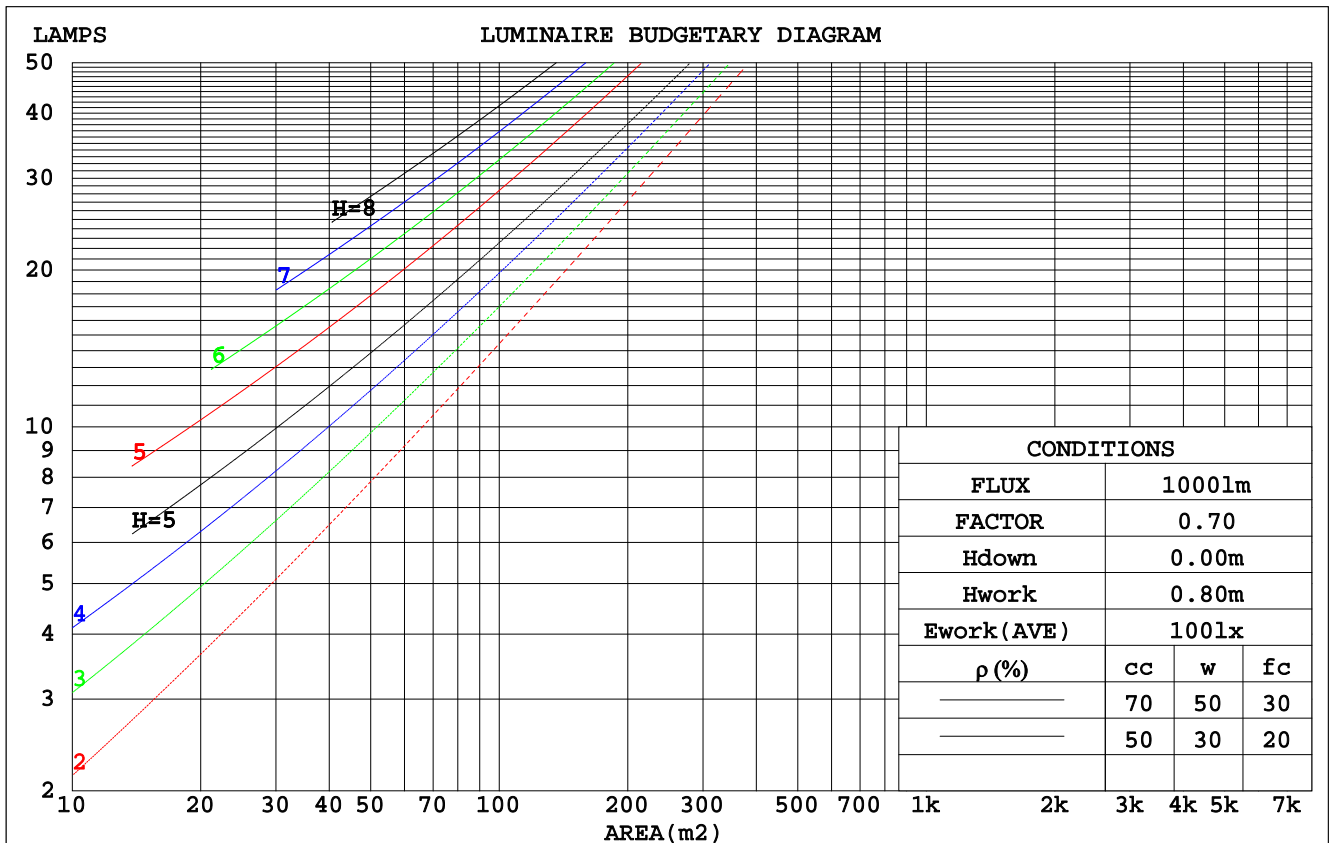
LUMINANCE cd/(m2)		
G (DEG)	C0/180	C90/270
85	2688	21846
80	4177	13517
75	5391	10997
70	6221	9841
65	6785	9216
60	7170	8840
55	7451	8593
50	7652	8441
45	7820	8335

C Range: 0 - 360DEG
 C Interval: 22.5DEG
 Test Speed: HIGH
 Temperature: 25.3DEG
 Operators:
 Test Date: 07 May 2019

γ Range: 0 - 180DEG
 γ Interval: 1.0DEG
 Test System: EVERFINE GO-2000A_V1 SYSTEM V2.0.351
 Humidity: 65.0%
 Test Distance: 7.580m [K=1.0000]
 Remarks:

CU AND LUMINAIRE BUDGETARY ESTIMATE DIAGRAM

ρcc	80%			70%			50%			30%			10%			0
ρw	50%	30%	10%	50%	30%	10%	50%	30%	10%	50%	30%	10%	50%	30%	10%	0
ρfc	20%			20%			20%			20%			20%			0
RCR	RCR:Room Cavity Ratio						Coefficients of Utilization(CU)									
0.0	1.17	1.17	1.17	1.14	1.14	1.14	1.07	1.07	1.07	1.01	1.01	1.01	.95	.95	.95	.92
1.0	.00	.95	.90	.97	.92	.88	.91	.87	.84	.86	.83	.80	.81	.78	.76	.74
2.0	.86	.79	.72	.83	.77	.71	.79	.73	.68	.74	.69	.65	.70	.66	.63	.60
3.0	.75	.66	.59	.73	.65	.58	.69	.62	.56	.65	.59	.54	.61	.57	.53	.50
4.0	.66	.57	.50	.64	.56	.49	.61	.53	.48	.58	.51	.46	.55	.49	.45	.42
5.0	.59	.50	.43	.57	.49	.42	.54	.47	.41	.52	.45	.40	.49	.43	.39	.36
6.0	.53	.44	.37	.52	.43	.37	.49	.41	.36	.47	.40	.35	.44	.38	.34	.32
7.0	.48	.39	.33	.47	.38	.32	.44	.37	.32	.42	.36	.31	.40	.34	.30	.28
8.0	.44	.35	.29	.43	.34	.29	.41	.33	.28	.39	.32	.27	.37	.31	.27	.25
9.0	.40	.32	.26	.39	.31	.26	.37	.30	.25	.36	.29	.25	.34	.28	.24	.22
10.0	.37	.29	.24	.36	.28	.23	.35	.28	.23	.33	.27	.22	.32	.26	.22	.20



C Range: 0 - 360DEG
 C Interval: 22.5DEG
 Test Speed: HIGH
 Temperature: 25.3DEG
 Operators:
 Test Date: 07 May 2019

γ Range: 0 - 180DEG
 γ Interval: 1.0DEG
 Test System: EVERFINE GO-2000A_V1 SYSTEM V2.0.351
 Humidity: 65.0%
 Test Distance: 7.580m [K=1.0000]
 Remarks:

WEC AND CCEC

ρ_{cc}	80%			70%			50%			30%			10%			0
ρ_w	50%	30%	10%	50%	30%	10%	50%	30%	10%	50%	30%	10%	50%	30%	10%	0
ρ_{fc}	20%			20%			20%			20%			20%			0
RCR	RCR:Room Cavity Ratio						Wall Exitance Coefficients(WEC)									
0.0																
1.0	.353	.201	.064	.344	.196	.062	.326	.187	.060	.310	.179	.057	.294	.171	.055	
2.0	.316	.173	.053	.307	.169	.052	.291	.162	.050	.277	.155	.049	.263	.149	.047	
3.0	.285	.152	.045	.278	.149	.045	.263	.143	.043	.250	.137	.042	.238	.132	.041	
4.0	.259	.135	.040	.253	.132	.039	.240	.127	.038	.228	.122	.037	.217	.118	.036	
5.0	.238	.121	.035	.231	.119	.035	.220	.114	.034	.209	.110	.033	.199	.106	.032	
6.0	.219	.110	.031	.213	.108	.031	.203	.104	.030	.193	.100	.029	.184	.097	.029	
7.0	.203	.100	.028	.198	.098	.028	.188	.095	.027	.179	.092	.027	.171	.089	.026	
8.0	.188	.092	.026	.184	.091	.026	.175	.088	.025	.167	.085	.024	.160	.082	.024	
9.0	.176	.085	.024	.172	.084	.024	.164	.081	.023	.157	.079	.022	.150	.076	.022	
10.0	.165	.079	.022	.161	.078	.022	.154	.076	.021	.147	.073	.021	.141	.071	.020	

ρ_{cc}	80%			70%			50%			30%			10%			0
ρ_w	50%	30%	10%	50%	30%	10%	50%	30%	10%	50%	30%	10%	50%	30%	10%	0
ρ_{fc}	20%			20%			20%			20%			20%			0
RCR	RCR:Room Cavity Ratio						Ceiling Cavity Exitance Coefficients(CCEC)									
0.0	.249	.249	.249	.213	.213	.213	.145	.145	.145	.084	.084	.084	.027	.027	.027	
1.0	.243	.215	.190	.207	.184	.164	.142	.127	.113	.082	.073	.066	.026	.024	.021	
2.0	.235	.191	.155	.201	.165	.134	.138	.114	.093	.080	.066	.055	.026	.021	.018	
3.0	.227	.174	.132	.195	.150	.114	.134	.104	.080	.077	.061	.047	.025	.020	.016	
4.0	.220	.161	.117	.188	.139	.102	.130	.097	.072	.075	.057	.042	.024	.019	.014	
5.0	.212	.151	.106	.182	.131	.093	.125	.091	.065	.073	.054	.039	.023	.018	.013	
6.0	.205	.143	.099	.176	.124	.086	.121	.087	.061	.070	.051	.036	.023	.017	.012	
7.0	.198	.136	.093	.170	.118	.081	.117	.083	.058	.068	.049	.034	.022	.016	.011	
8.0	.191	.131	.089	.164	.113	.078	.114	.080	.055	.066	.047	.033	.021	.015	.011	
9.0	.185	.126	.086	.159	.109	.075	.110	.077	.053	.064	.045	.032	.021	.015	.011	
10.0	.179	.121	.083	.154	.105	.073	.107	.074	.052	.062	.044	.031	.020	.014	.010	

C Range: 0 - 360DEG
 C Interval: 22.5DEG
 Test Speed: HIGH
 Temperature:25.3DEG
 Operators:
 Test Date:07 May 2019

γ Range: 0 - 180DEG
 γ Interval: 1.0DEG
 Test System:EVERFINE GO-2000A_V1 SYSTEM V2.0.351
 Humidity:65.0%
 Test Distance:7.580m [K=1.0000]
 Remarks:

UGR(Unified Glare Rating) Table

ceiling/cavity	0.7	0.7	0.5	0.5	0.3	0.7	0.7	0.5	0.5	0.3
walls	0.5	0.3	0.5	0.3	0.3	0.5	0.3	0.5	0.3	0.3
working plane	0.2	0.2	0.2	0.2	0.2	0.2	0.2	0.2	0.2	0.2
Room dimensions	Viewed crosswise					Viewed endwise				
x = 2H y = 2H	18.8	20.2	19.1	20.6	20.9	19.4	20.9	19.8	21.2	21.6
3H	20.2	21.6	20.6	21.9	22.3	21.5	22.9	22.0	23.3	23.7
4H	20.7	22.0	21.2	22.4	22.8	22.7	23.9	23.1	24.3	24.8
6H	21.1	22.3	21.5	22.7	23.1	23.8	25.0	24.3	25.4	25.9
8H	21.1	22.3	21.6	22.7	23.2	24.4	25.6	24.9	26.0	26.5
12H	21.2	22.3	21.6	22.7	23.2	25.2	26.3	25.6	26.7	27.2
4H 2H	19.4	20.7	19.8	21.1	21.5	19.9	21.2	20.4	21.6	22.0
3H	21.0	22.2	21.5	22.6	23.1	22.2	23.3	22.7	23.8	24.2
4H	21.7	22.8	22.2	23.2	23.7	23.4	24.5	23.9	24.9	25.4
6H	22.2	23.1	22.7	23.6	24.1	24.8	25.7	25.3	26.2	26.7
8H	22.3	23.2	22.8	23.7	24.2	25.5	26.4	26.0	26.9	27.4
12H	22.4	23.2	22.9	23.7	24.3	26.4	27.2	26.9	27.7	28.3
8H 4H	22.2	23.0	22.7	23.5	24.1	23.7	24.5	24.2	25.0	25.6
6H	22.9	23.6	23.4	24.1	24.7	25.2	25.9	25.8	26.5	27.1
8H	23.1	23.8	23.7	24.3	24.9	26.1	26.8	26.7	27.3	27.9
12H	23.3	23.9	23.9	24.4	25.1	27.2	27.8	27.8	28.3	29.0
12H 4H	22.3	23.1	22.8	23.6	24.2	23.7	24.5	24.2	25.0	25.6
6H	23.1	23.7	23.6	24.3	24.9	25.3	25.9	25.8	26.5	27.1
8H	23.4	24.0	24.0	24.6	25.2	26.2	26.8	26.8	27.4	28.0
Variations with the observer position at spacings:										
S = 1.0H	+ 0.1 / - 0.2					+ 0.1 / - 0.1				
1.5H	+ 0.1 / - 0.2					+ 0.1 / - 0.2				
2.0H	+ 0.2 / - 0.2					+ 0.2 / - 0.3				

CIE Pub.117 Corrected 4356 lm Total Lamp Luminous Flux.(8log(F/F0) = 5.1)

C Range: 0 - 360DEG
C Interval: 22.5DEG
Test Speed: HIGH
Temperature:25.3DEG
Operators:
Test Date:07 May 2019

γ Range: 0 - 180DEG
 γ Interval: 1.0DEG
Test System:EVERFINE GO-2000A_V1 SYSTEM V2.0.351
Humidity:65.0%
Test Distance:7.580m [K=1.0000]
Remarks:

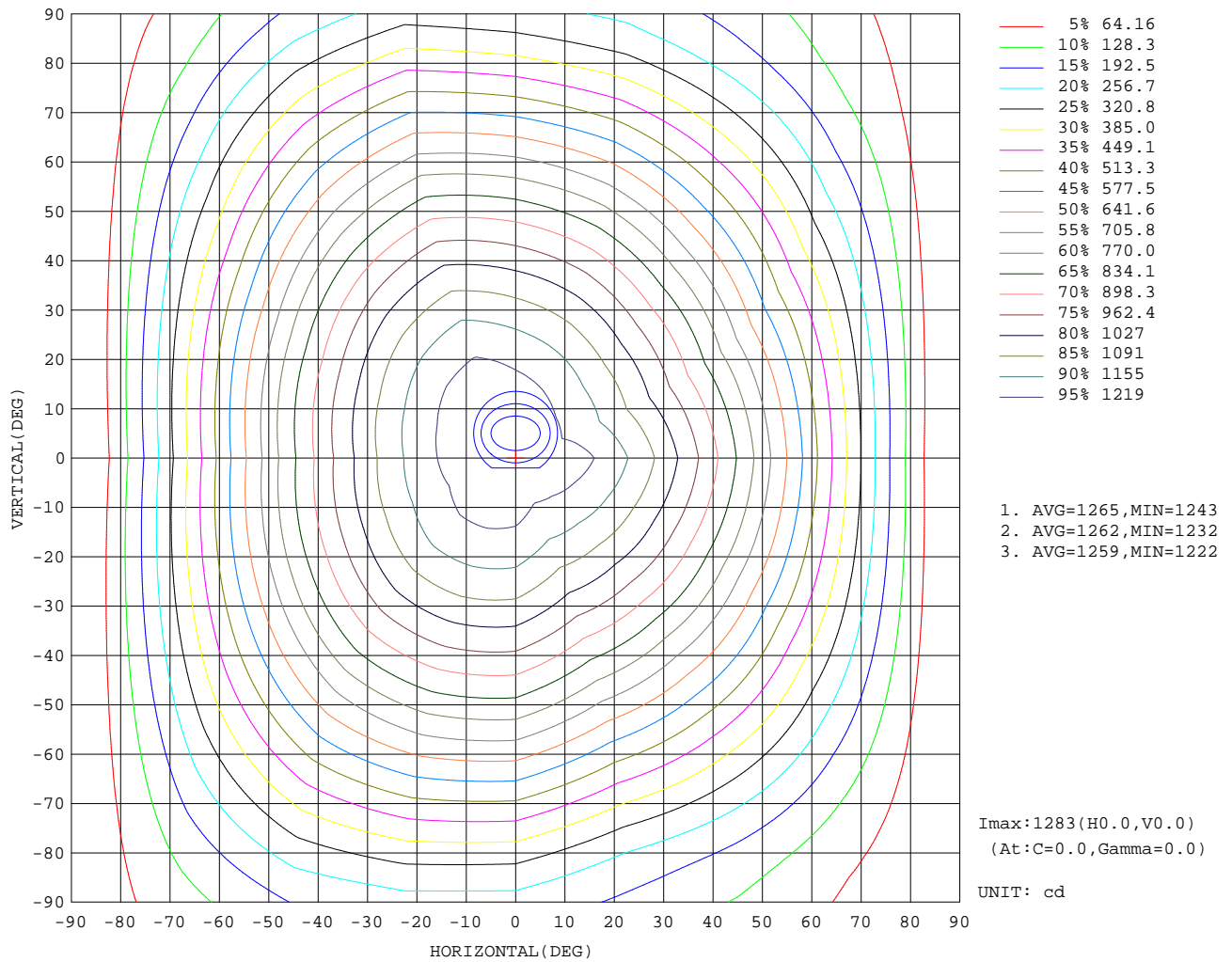
UTILIZATION FACTORS TABLE

REFLECTANCE										
Ceiling	0.8	0.8	0.8	0.7	0.7	0.7	0.5	0.5	0.5	0
Walls	0.7	0.5	0.3	0.7	0.5	0.3	0.7	0.5	0.3	0
Working plane	0.2	0.2	0.2	0.2	0.2	0.2	0.2	0.2	0.2	0
ROOM INDEX	UTILIZATION FACTORS(PERCENT) $k(RI) \times RCR = 5$									
$k = 0.60$	53	41	34	52	41	34	51	40	33	27
0.80	62	50	42	61	50	42	59	49	42	34
1.00	71	58	51	69	58	50	66	59	49	42
1.25	77	66	58	76	65	57	72	63	56	48
1.50	83	71	64	80	70	63	77	68	61	53
2.00	90	80	72	87	78	71	83	75	69	60
2.50	94	85	78	91	83	76	86	79	74	64
3.00	97	89	83	95	87	81	89	83	78	68
4.00	102	95	89	99	92	87	93	88	84	73
5.00	104	98	93	101	96	91	95	91	87	76
ROOM INDEX	UF(total)									Direct
According to DIN EN 13032-2 2004			Suspended				SHRNOM = 1.25			

C Range: 0 - 360DEG
 C Interval: 22.5DEG
 Test Speed: HIGH
 Temperature: 25.3DEG
 Operators:
 Test Date: 07 May 2019

γ Range: 0 - 180DEG
 γ Interval: 1.0DEG
 Test System: EVERFINE GO-2000A_V1 SYSTEM V2.0.351
 Humidity: 65.0%
 Test Distance: 7.580m [K=1.0000]
 Remarks:

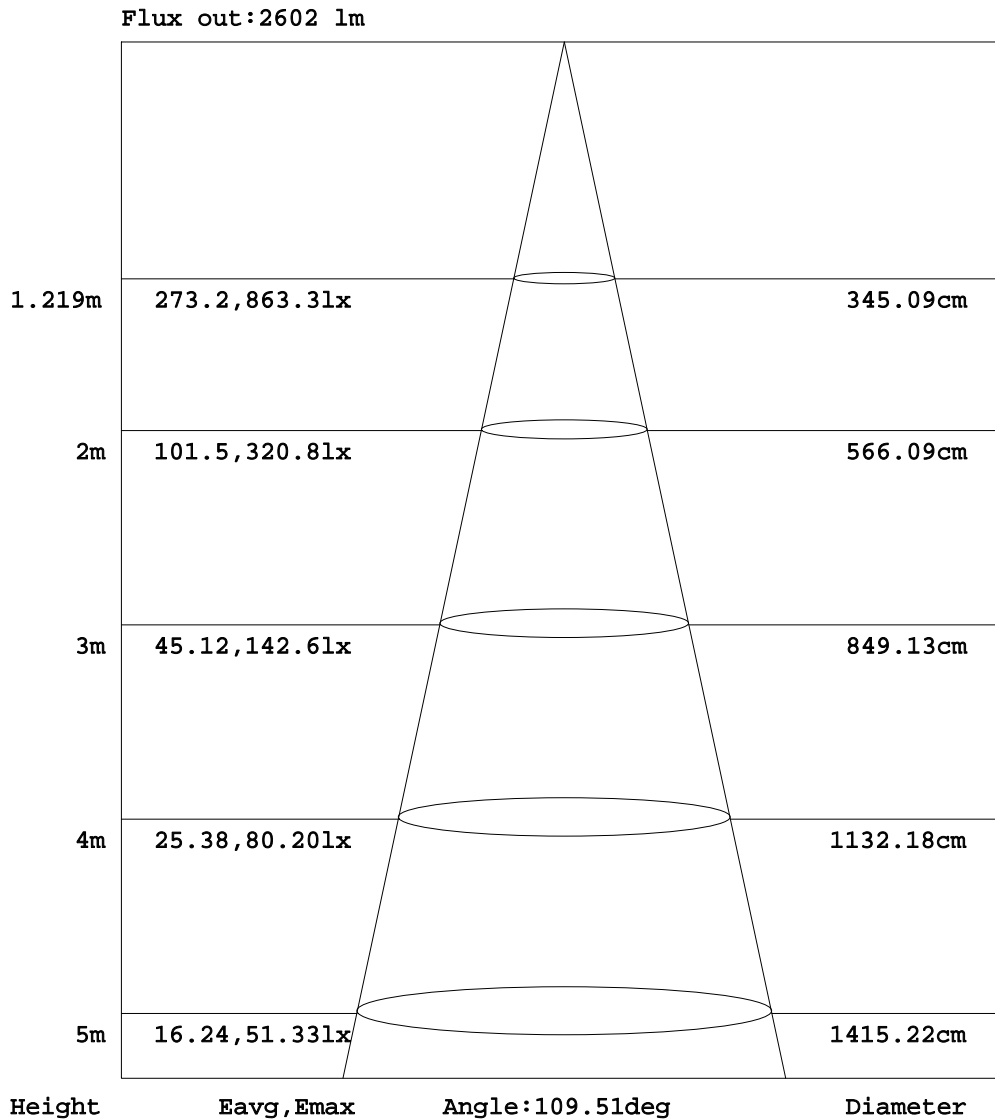
ISOCANDELA DIAGRAM



C Range: 0 - 360DEG
 C Interval: 22.5DEG
 Test Speed: HIGH
 Temperature: 25.3DEG
 Operators:
 Test Date: 07 May 2019

γ Range: 0 - 180DEG
 γ Interval: 1.0DEG
 Test System: EVERFINE GO-2000A_V1 SYSTEM V2.0.351
 Humidity: 65.0%
 Test Distance: 7.580m [K=1.0000]
 Remarks:

AAI Figure

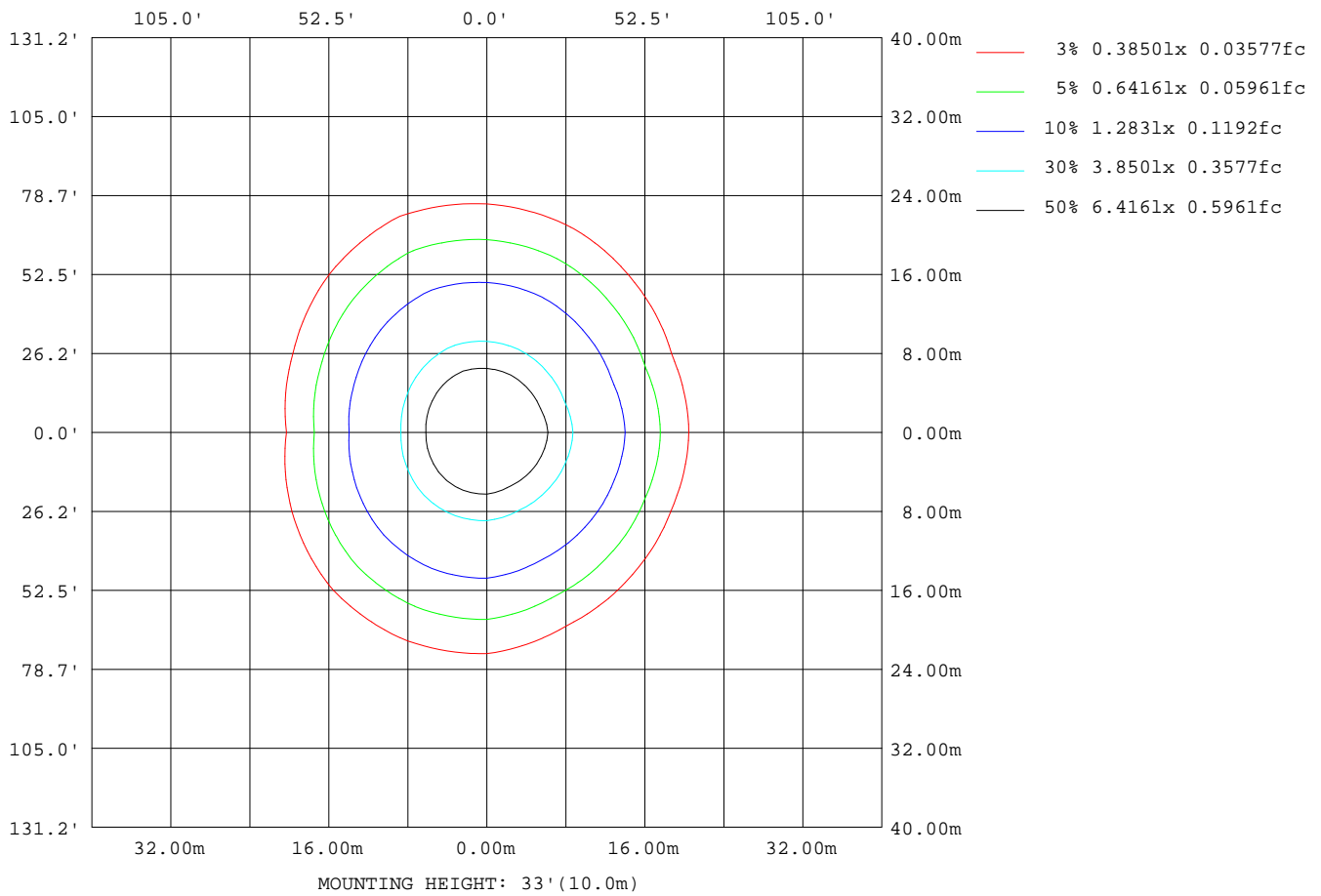


Note:The Curves indicate the illuminated area and the average illumination when the luminaire is at different distance.

C Range: 0 - 360DEG
 C Interval: 22.5DEG
 Test Speed: HIGH
 Temperature:25.3DEG
 Operators:
 Test Date:07 May 2019

γ Range: 0 - 180DEG
 γ Interval: 1.0DEG
 Test System:EVERFINE GO-2000A_V1 SYSTEM V2.0.351
 Humidity:65.0%
 Test Distance:7.580m [K=1.0000]
 Remarks:

ISOLUX DIAGRAM



C Range: 0 - 360DEG
 C Interval: 22.5DEG
 Test Speed: HIGH
 Temperature: 25.3DEG
 Operators:
 Test Date: 07 May 2019

γ Range: 0 - 180DEG
 γ Interval: 1.0DEG
 Test System: EVERFINE GO-2000A_V1 SYSTEM V2.0.351
 Humidity: 65.0%
 Test Distance: 7.580m [K=1.0000]
 Remarks:

LED Avg.L Report

Test:U:229.9V I:0.2200A P:47.20W PF:0.9500 Lamp Flux:4355.51x1 lm		
NAME: LED waterproof light 48W-6500K	TYPE:LED	WEIGHT:
SPEC.:	DIM.:	SERIAL No.:1
MFR.:	SUR.:1.5*0.1	Shielding Angle:

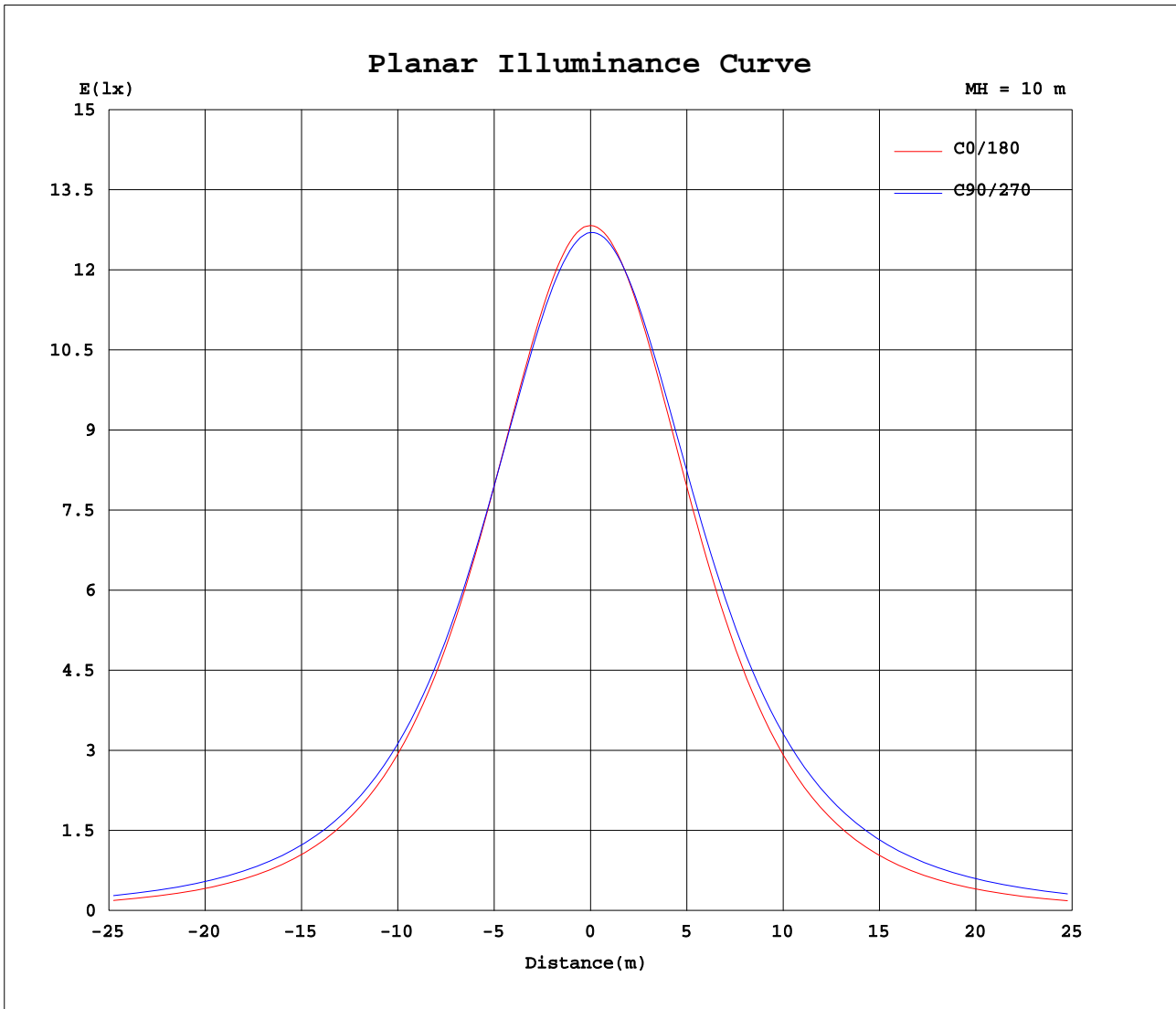
AvgL	cd/m2
L_0~180(65)av	6686
L_0~180(75)av	5255
L_0~180(85)av	2554
L_90~270(65)av	9681
L_90~270(75)av	11746
L_90~270(85)av	23796
L_45(65)av	8367
L_45(75)av	9410
L_45(85)av	17105

Standard: GB/T 29293-2012

C Range: 0 - 360DEG
C Interval: 22.5DEG
Test Speed: HIGH
Temperature:25.3DEG
Operators:
Test Date:07 May 2019

γ Range: 0 - 180DEG
 γ Interval: 1.0DEG
Test System:EVERFINE GO-2000A_V1 SYSTEM V2.0.351
Humidity:65.0%
Test Distance:7.580m [K=1.0000]
Remarks:

Planar Illuminance Curve



C Range: 0 - 360DEG
 C Interval: 22.5DEG
 Test Speed: HIGH
 Temperature: 25.3DEG
 Operators:
 Test Date: 07 May 2019

γ Range: 0 - 180DEG
 γ Interval: 1.0DEG
 Test System: EVERFINE GO-2000A_V1 SYSTEM V2.0.351
 Humidity: 65.0%
 Test Distance: 7.580m [K=1.0000]
 Remarks:

LUMINOUS DISTRIBUTION INTENSITY DATA

Table--1

UNIT: cd

C(DEG) γ (DEG)	0	22.5	45	67.5	90	112.5	135	157.5	180	202.5	225	247.5	270	292.5	315	337.5			
0	1283	1274	1269	1265	1270	1267	1261	1255	1283	1274	1269	1265	1270	1267	1261	1255			
5	1277	1263	1252	1247	1261	1262	1261	1254	1277	1273	1274	1273	1269	1261	1250	1243			
10	1258	1239	1224	1218	1241	1247	1249	1241	1257	1260	1268	1270	1257	1244	1228	1220			
15	1227	1203	1185	1179	1212	1221	1225	1216	1225	1234	1249	1256	1236	1217	1196	1185			
20	1184	1157	1137	1132	1173	1185	1191	1179	1183	1198	1220	1232	1205	1181	1152	1140			
25	1130	1100	1081	1078	1127	1141	1147	1132	1128	1149	1179	1197	1164	1136	1101	1084			
30	1067	1035	1016	1017	1074	1090	1094	1074	1065	1091	1129	1153	1116	1083	1041	1020			
35	994	961	945	950	1016	1032	1034	1009	992	1024	1070	1101	1062	1024	974	948			
40	915	881	868	879	951	968	966	934	912	949	1003	1043	1002	960	902	870			
45	829	796	787	806	884	899	894	855	825	868	930	978	937	891	825	786			
50	738	705	704	729	814	828	817	770	732	780	852	907	868	819	746	699			
55	641	612	620	651	739	754	737	682	632	688	770	835	796	745	665	608			
60	538	516	534	570	663	677	656	591	527	591	685	760	721	667	582	516			
65	430	419	448	489	584	598	574	499	418	491	600	681	643	588	499	424			
70	319	324	364	410	505	518	491	408	306	393	515	600	564	508	417	332			
75	209	234	284	334	427	439	410	319	199	300	430	520	485	430	337	247			
80	109	154	213	266	352	362	331	236	101	213	348	440	408	355	265	172			
85	35.1	89.6	158	215	286	292	257	162	31.6	138	272	363	337	290	208	113			
90	8.00	54.0	124	180	237	235	196	104	7.53	84.0	208	294	280	244	169	80.4			
95	6.06	33.9	96.2	148	201	198	155	71.4	5.54	53.9	158	240	240	207	138	56.8			
100	6.59	20.9	72.6	120	168	165	126	51.1	5.32	36.5	126	186	204	174	110	38.8			
105	6.07	13.1	53.3	94.6	138	135	99.3	34.9	6.28	24.5	95.1	167	170	143	85.4	25.8			
110	6.59	10.9	38.0	72.7	111	109	73.8	23.6	6.14	17.0	76.7	134	139	115	64.7	17.3			
115	7.73	11.0	25.8	54.0	87.6	85.1	54.6	15.8	7.32	12.9	54.7	109	111	90.6	47.4	15.3			
120	8.68	10.7	16.7	38.3	66.9	64.7	37.5	11.1	8.15	11.9	38.3	87.1	87.1	69.0	33.3	14.5			
125	10.1	11.0	14.0	25.6	49.1	47.0	25.7	10.3	9.06	11.7	27.0	59.6	65.9	50.5	22.8	13.9			
130	10.9	11.5	13.9	16.3	33.9	32.1	17.7	10.5	10.1	11.6	19.2	43.8	47.7	35.0	19.9	13.5			
135	11.6	12.2	13.9	15.1	21.9	20.9	12.7	10.9	10.9	12.0	15.2	29.5	32.2	24.0	18.8	13.3			
140	12.2	12.8	14.0	15.0	15.7	14.3	12.8	11.5	11.7	12.4	14.5	20.0	22.1	21.3	17.9	13.3			
145	12.9	13.4	14.1	14.9	15.6	14.0	13.0	12.2	12.5	12.9	14.5	17.1	19.3	19.9	17.0	13.5			
150	13.4	14.0	14.5	14.8	15.4	14.0	13.3	13.0	13.1	13.4	14.5	16.4	18.4	18.6	16.3	13.8			
155	14.0	14.4	14.8	14.9	15.2	14.2	13.8	13.6	13.7	13.9	14.7	15.8	17.3	17.4	15.7	14.1			
160	14.5	14.8	15.1	15.2	15.2	14.6	14.4	14.2	14.2	14.3	14.9	15.3	16.6	16.5	15.3	14.4			
165	14.9	15.0	15.4	15.4	15.4	15.1	14.9	14.7	14.7	14.8	15.1	15.0	15.8	15.9	15.3	14.7			
170	15.2	15.2	15.5	15.5	15.7	15.4	15.3	15.2	15.1	15.1	15.3	15.0	15.6	15.5	15.3	15.2			
175	15.4	15.4	15.4	15.4	16.1	15.8	15.7	15.5	15.4	15.3	15.5	15.2	15.6	15.4	15.5	15.6			
180	15.5	15.5	15.5	15.4	16.0	15.8	15.9	15.7	15.6	15.4	15.5	15.4	15.9	15.8	15.9	15.7			

C Range: 0 - 360DEG
 C Interval: 22.5DEG
 Test Speed: HIGH
 Temperature: 25.3DEG
 Operators:
 Test Date: 07 May 2019

γ Range: 0 - 180DEG
 γ Interval: 1.0DEG
 Test System: EVERFINE GO-2000A_V1 SYSTEM V2.0.351
 Humidity: 65.0%
 Test Distance: 7.580m [K=1.0000]
 Remarks: